



**METROPOLITAN
TRANSPORTATION
COMMISSION**

Joseph P. Bort MetroCenter
101 Eighth Street
Oakland, CA 94607-4700
TEL 510.817.5700
TTY/TDD 510.817.5769
FAX 510.817.5848
EMAIL info@mtc.ca.gov
WEB www.mtc.ca.gov

Dave Cortese, Chair
Santa Clara County

Jake Mackenzie, Vice Chair
Sonoma County and Cities

Alicia C. Aguirre
Cities of San Mateo County

Tom Azumbrado
U.S. Department of Housing
and Urban Development

Jason Baker
Cities of Santa Clara County

Tom Bates
Cities of Alameda County

David Campos
City and County of San Francisco

Dorene M. Giacomini
U.S. Department of Transportation

Federal D. Glover
Contra Costa County

Scott Haggerty
Alameda County

Anne W. Halsted
San Francisco Bay Conservation
and Development Commission

Steve Kinsey
Marin County and Cities

Sam Licardo
San Jose Mayor's Appointee

Mark Luce
Napa County and Cities

Julie Pierce
Association of Bay Area Governments

Bijan Sartipi
California State
Transportation Agency

Libby Schaaf
Oakland Mayor's Appointee

James P. Spering
Solano County and Cities

Adrienne J. Tissier
San Mateo County

Scott Wiener
San Francisco Mayor's Appointee

Amy Rein Wortb
Cities of Contra Costa County

Steve Heminger
Executive Director

Alix Bockelman
Deputy Executive Director, Policy

Andrew B. Fremier
Deputy Executive Director, Operations

COMMISSION WORKSHOP
The Tech Museum of Innovation
201 S. Market St, San Jose, CA 95113
April 27-28, 2016

AGENDA

Wednesday, April 27, 2016

Noon –Lunch

1:00 p.m.

1. Welcome/Workshop Overview **Chair Cortese**

**2. Advancing the Regional Housing
Agenda** **Ken Kirkey**

3:00 – 3:15 p.m. BREAK

3:15 p.m.

3. MTC/ABAG Merger Study **Steve Heminger**

4. Other Business/Public Comment **Chair Cortese**

7:30 p.m. Dinner

Thursday, April 28, 2016

8:00 a.m. Breakfast

8:30 a.m.

**5. Plan Bay Area Performance
Assessment** **Dave Vautin**

6. Regional Gas Tax Polling **Randy Rentschler**

7. Other Business/Public Comment

8. Adjourn to Lunch

A quorum of this commission shall be a majority of its voting members (10).

All items on the workshop agenda are for information only; no action will be taken.

Public Comment: The public is encouraged to comment on agenda items at Commission meetings by completing a request-to-speak card (available from staff) and passing it to the Commission secretary. Public comment may be limited by any of the procedures set forth in Section 3.09 of MTC's Procedures Manual (Resolution No. 1058, Revised) if, in the chair's judgment, it is necessary to maintain the orderly flow of business.

Meeting Conduct: If this meeting is willfully interrupted or disrupted by one or more persons rendering orderly conduct of the meeting unfeasible, the Chair may order the removal of individuals who are willfully disrupting the meeting. Such individuals may be arrested. If order cannot be restored by such removal, the members of the Commission may direct that the meeting room be cleared (except for representatives of the press or other news media not participating in the disturbance), and the session may continue.

Record of Meeting: Commission workshops are recorded. Copies of recordings are available at a nominal charge, or recordings may be listened to at MTC offices by appointment.

Accessibility and Title VI: MTC provides services/accommodations upon request to persons with disabilities and individuals who are limited-English proficient who wish to address Commission matters. For accommodations or translations assistance, please call 510.817.5757 or 510.810.5769 for TDD/TTY. We require three working days' notice to accommodate your request.

可及性和法令第六章：MTC 根據要求向希望來委員會討論有關事宜的殘疾人士及英語有限者提供服務/方便。需要便利設施或翻譯協助者，請致電 510.817.5757 或 510.817.5769 TDD / TTY。我們要求您在三個工作日前告知，以滿足您的要求。

Acceso y el Titulo VI: La MTC puede proveer asistencia/facilitar la comunicación a las personas discapacitadas y los individuos con conocimiento limitado del inglés quienes quieran dirigirse a la Comisión. Para solicitar asistencia, por favor llame al número 510.817.5757 o al 510.817.5769 para TDD/TTY. Requerimos que solicite asistencia con tres días hábiles de anticipación para poderle proveer asistencia.

Public transit access: [Santa Clara Valley Transportation Authority](#)

For transit information from Bay Area destinations or for more details, use the 511 Transit Trip Planner at www.511.org (<http://www.511.org/>) or call 511 to plan your trip.



**METROPOLITAN
TRANSPORTATION
COMMISSION**

Joseph P. Bort MetroCenter
101 Eighth Street
Oakland, CA 94607-4700
TEL 510.817.5700
TDD/TTY 510.817.5769
FAX 510.817.5848
E-MAIL info@mtc.ca.gov
WEB www.mtc.ca.gov

Memorandum

TO: MTC Commission

DATE: April 22, 2016

FR: Executive Director

RE: Advancing the Regional Housing Agenda

Background

The Bay Area's current housing crisis reflects the cumulative impacts of both its robust job market and its abject failure to keep pace with housing construction, especially near growing job centers, over the last 40 years. Since 2010, the Bay Area has added almost 500,000 jobs but only 50,000 new housing units. In addition, significant cuts to federal and state housing programs have further limited the ability of public agencies to meet the growing needs of low- and moderate-income renter households given median wage deflation from 2000-2013. Annual housing funding shortfalls to meet the region's Regional Housing Needs Allocation for 2014-22 and for the Plan Bay Area period exceed \$1 billion annually, while households are faced with the most expensive housing market in the nation. These housing challenges and rapid job growth have been accompanied by record levels of freeway congestion, and increased crowding on many regional transit systems. More information on the Bay Area's chronic housing challenge can be found in the brief white paper in Attachment A.

Addressing housing affordability and neighborhood stability in the Bay Area is not only critical to ensuring that all residents have access to decent and safe living conditions but also the ability of the region to continue to add jobs and attract skilled workers, achieve Plan Bay Area's sustainable growth objectives by reducing greenhouse gas emissions from transportation, and meet its equity goals through a stronger link between the locations of jobs and housing.




MTC has historically played a limited, but growing role related to housing, providing incentives and direct grants to local jurisdictions and transit agencies to support market rate and affordable infill development in transit-accessible neighborhoods. Since 1998, MTC has provided planning and capital grants, adopted the Resolution 3434 TOD policy, invested in the Transit Oriented Affordable Housing (TOAH) revolving loan fund, and created the OBAG housing incentive program among other initiatives, as outlined in the timeline in Attachment B.

In the transportation sector, when faced with growing demand and similar funding shortfalls in the 1980's and 1990's, transportation agencies throughout the region initiated self-help transportation programs. By 2010, these programs, including county sales tax and vehicle registration fees as well as Regional Measure 2, raised almost \$1 billion annually to supplement stagnant state and federal transportation funding. MTC has also developed a comprehensive legislative advocacy program related to transportation funding and policy. The key question addressed in this memo is whether the region in general – and MTC in particular – should follow

a similar self-help model to rapidly expand the production and preservation of affordable housing in the Bay Area.

Based on Commission direction in fall 2015, MTC and the Association of Bay Area Governments (ABAG) convened a regional forum, *Calling the Bay Area Home*, on February 20, 2016, to further consider the role of regional agencies in addressing displacement and affordable housing. Approximately 300 residents, business organizations, elected officials, and other stakeholders attended the forum. A recap of the forum, including videos and position papers, is available on the MTC website: <http://mtc.ca.gov/whats-happening/news/february-forum-jumpstarts-conversation-housing-policy>.

The event was structured around the three potential policy approaches, recognizing that there is no singular solution to the housing crisis:

-  ***Build new housing including market-rate and affordable units.*** The Bay Area has not produced an adequate number of housing units for its growing population for decades. While there are a number of reasons why this has occurred in the past, the region needs new tools and resources to fund and deliver both market-rate and affordable housing near transit and job centers in the future. Higher production of new housing near transit and job centers will, in the long-term, improve housing affordability and neighborhood stability at a regional level.
-  ***Protect existing affordable units and low- and moderate-income households that are at risk of displacement.*** Both preservation of at-risk deed-restricted units near transit as well as acquisition and protection of existing market-rate rental units as affordable housing are key strategies to maintain affordability in neighborhoods where rents are rising faster than incomes. Without subsidies though, the market is unable to provide housing for low- and moderate-income households. Even though some public subsidies are available for low-income housing, there are no dedicated sources of funding available to support moderate-income housing.
-  ***Advocate for self-help solutions as well as increased state and federal resources.*** The lack of adequate funding for state and federal housing programs and infrastructure funding to support transit-oriented infill housing has coincided with a significant increase in demand for rental and affordable housing production subsidies, thereby creating the perfect storm. Similar to the “self-help” approach for transportation projects, the region needs to raise more of its own revenue to address the growing housing and affordability crisis. In the case of some new regional approaches to housing funding (such as a multi-county tax or bond measure), state legislative authorization will be needed.

Outlined below are short and medium-term initiatives that the Commission could choose to pursue to increase housing and support long-term affordability throughout the region. These initiatives are not intended to represent all of the possible actions that can be taken regionally and no one initiative will be sufficient to address the long-term housing challenges the Bay Area is facing. Instead, the options present a range of approaches in terms of timing, ease of implementation, and magnitude of potential impact in addressing the housing crisis – to jumpstart the discussion and to consider in the context of the institutional question to be discussed in your next item on MTC and ABAG integration. Staff seeks Commission direction on which housing action alternatives to pursue further.

Housing and the One Bay Area Grant Program – Near-Term

As previewed in a December 2015 report to the Commission, preliminary estimates indicate that the Bay Area’s share of One Bay Area Grant funds – federal highway dollars known as Surface Transportation Program (STP) and Congestion Mitigation and Air Quality Improvement Program (CMAQ) – will increase by approximately \$72 million through the end of the OBAG 2 funding cycle as a result of the enactment of higher authorization levels in the Fixing America’s Surface Transportation (FAST) Act. Although the housing forum did not focus specifically on OBAG, the funding program was discussed as a possible strategy to incentivize jurisdictions to tackle the housing affordability challenge.

Staff outlined three initial investment concepts at the recent March 2016 Partnership Board meeting including a distribution of the additional revenues according to the adopted OBAG 2 framework with 45% being directed to the county programs through the existing housing incentive formula (\$32 million) and the remaining 55% being directed to various regional programs (\$40 million), as well as Options A and B described in more detail below. Since these funds were unexpected and present an opportunity to address critical challenges facing the Bay Area, staff recommends the Commission focus its consideration on Options A and B below rather than the “stay the course” option:

- A. Invest the increase on near-term regional transportation priorities that can deliver congestion and transit crowding relief in key corridors. This is similar to previous Commission actions that focused federal augmentation funds toward a key safety investment in the Golden Gate Bridge suicide barrier or bailed out the State Transportation Improvement Program during a prior state funding trough.
 - ***Bay Bridge Core Capacity Project:*** The San Francisco-Oakland Bay Bridge Corridor is the most congested in the region and is the workhorse of the seven State-owned toll bridges, carrying nearly 160,000 vehicles westbound across the bay. Transbay peak transit service is also at capacity – with BART, buses and ferries all experiencing crush loads. However, there are opportunities to add a second or third person to many solo vehicles, thus moving more people in fewer cars and buses to make better use of the bridge’s capacity. Implementation of near-term, cost-effective operational improvements that offer travel time savings, reliability and lower costs for carpooling and bus transit use will help us make significant progress.

Potential near-term operational strategies include: establish Bus/HOV lane on West Grand Ave. on-ramp, convert HOV lane to express lanes on Sterling Street on-ramp to facilitate carpooling in eastbound direction, facilitate casual carpooling opportunities in San Francisco and Oakland, provide more frequent, higher-capacity transbay express bus services, deploy arterial signal/transit signal priorities to improve bus speed and reliability, create more commuter parking facilities, offer flexible, on-demand transit serving markets in East Bay, San Francisco and further down the Peninsula, and deploy Intelligent Transportation Systems (ITS) strategies to better manage the entire

bridge corridor, including approaches at I-580, I-80 and I-880. The \$72 million in OBAG funds could fund these core capacity improvements as well as shore up transit funding for near-term capacity expansion projects within the Bay Bridge Corridor. Additional detail about this proposal can be found in Attachment C.

- B. Focus the increase on direct housing investments or a bonus for local jurisdictions that produce housing to help address the region's housing crisis. There are a number of different approaches to use OBAG funding to support housing, including a transportation grant reward, direct investment in housing preservation, or conditioning the receipt of OBAG funds on local housing policies.

Should the Commission choose to focus the OBAG augmentation on housing as outlined in Option B above, staff offers the three different short-term approaches described below for your consideration to support the production and preservation of affordable housing.

1. Reward Jurisdictions: Award the additional OBAG funding available via the FAST Act to cities and counties that produce the most low and moderate income housing in Priority Development Areas from 2015-2019. This would deviate from the current CMA county-based approach by providing direct rewards to local jurisdictions based on prospective housing production using some or all of the \$72 million in available funding, offering transportation grants to cities and counties that deliver desperately needed affordable homes.
2. Direct Investment: Invest in a revolving loan fund to convert apartment buildings to deed-restricted affordable units over time. This pilot-project would secure long-term affordability at a lower per-unit cost than constructing new affordable housing. This investment would complement MTC's TOAH investment with a "little brother" that might be called the Naturally Occurring Affordable Housing (NOAH) program. Like TOAH, these new loan funds could be returned to MTC, and MTC can require minimum leverage from other funding sources. This approach would require some exchange of funds to address eligibility limitations of FAST Act funds. MTC's investment could be leveraged by as little as 3:1 or as much as 7:1, preserving 200 – 2,000 homes in the process.
3. Regulatory Approach: Condition additional funding to cities based on what anti-displacement policies are in place, their recent affordable housing production, or their current level of affordability to low-wage workers. Current adopted city and county housing policies have been inventoried by ABAG and a menu of policies for consideration could include accessory dwelling units, by-right development, commercial-linkage fees, just-cause evictions, rent stabilization, or inclusionary zoning.

Attachment D provides more detail on how options 1 through 3 could be operationalized.

Housing Initiatives Beyond OBAG – Medium Term

Under the merged planning department outlined in MTC Resolution 4210 – or the recently recommended Option 7 – there is an opportunity to mobilize new initiatives that are needed for the region to exceed its abysmal 35% RHNA performance for very low, low and moderate income units, while also supporting increased market rate supply. Based on the housing forum and subsequent discussions with stakeholders and city staff, MTC staff has identified three

regional initiatives that can further support housing construction for the Commission to consider. These initiatives are intended to have limited or no impact over the medium term on existing transportation funding streams while providing support to a range of communities across the region. As noted above, the Bay Area is a wealthy region with a track record of financing transportation, schools, and open space at the city, county and regional level. Housing should be no different. San Francisco has already adopted a \$300 million housing bond, with Alameda County and others considering a fall 2016 measure. These resources, coupled with the strategies below, will be required to put a dent in the annual \$1+ billion affordable housing funding shortfall. More details on these efforts can be found in Attachment E, and are summarized in the table below.


<i>Potential Regional Housing Strategies</i>	<i>Potential for Regional-Level Impact on Housing</i>	<i>Timeframe for Implementation</i>
Within MTC's Existing Authority		
Infrastructure Finance Fund	Medium	1 – 3 years
Outside MTC's Existing Authority, requires State Legislation and Voter Approval		
Regional Jobs-Housing Linkage Fee	High	2 – 5 years
Regional Housing Bond/Fee Program and Trust Fund	Medium	2 – 4 years

Required Legislation

To implement a self-help approach to the region's housing crisis, MTC, ABAG, and their city and county partners will need to secure legislation that allows for multi-county bonds or fees to support housing construction and housing related infrastructure similar to the legislation authorizing a regional gas tax. The region needs both a regular and substantial source of housing funding to address the \$1+ billion shortfall and a means to administer those funds through a joint powers agreement or another mechanism.

Staff consultation with affordable housing providers, market-rate developers, foundations and equity stakeholders suggests that there is strong interest in developing a Bay Area housing affordability advocacy platform that advances policy and funding mechanisms specific to the Bay Area and its needs.

MTC has regularly supported bills that will increase the supply of housing and will continue to support key legislative initiatives that can help the region achieve its Plan Bay Area housing objectives. However the region should not count on the state or the federal government suddenly changing course after years of disinvestment in housing. Staff strongly believes that the region must tackle the housing crisis head-on as if the Bay Area's economy and livability depend on it – because they do. We look forward to your discussion about MTC's proper role in that ambitious undertaking.



 Steve Heminger

Attachment A: Key Challenges for Bay Area's Housing

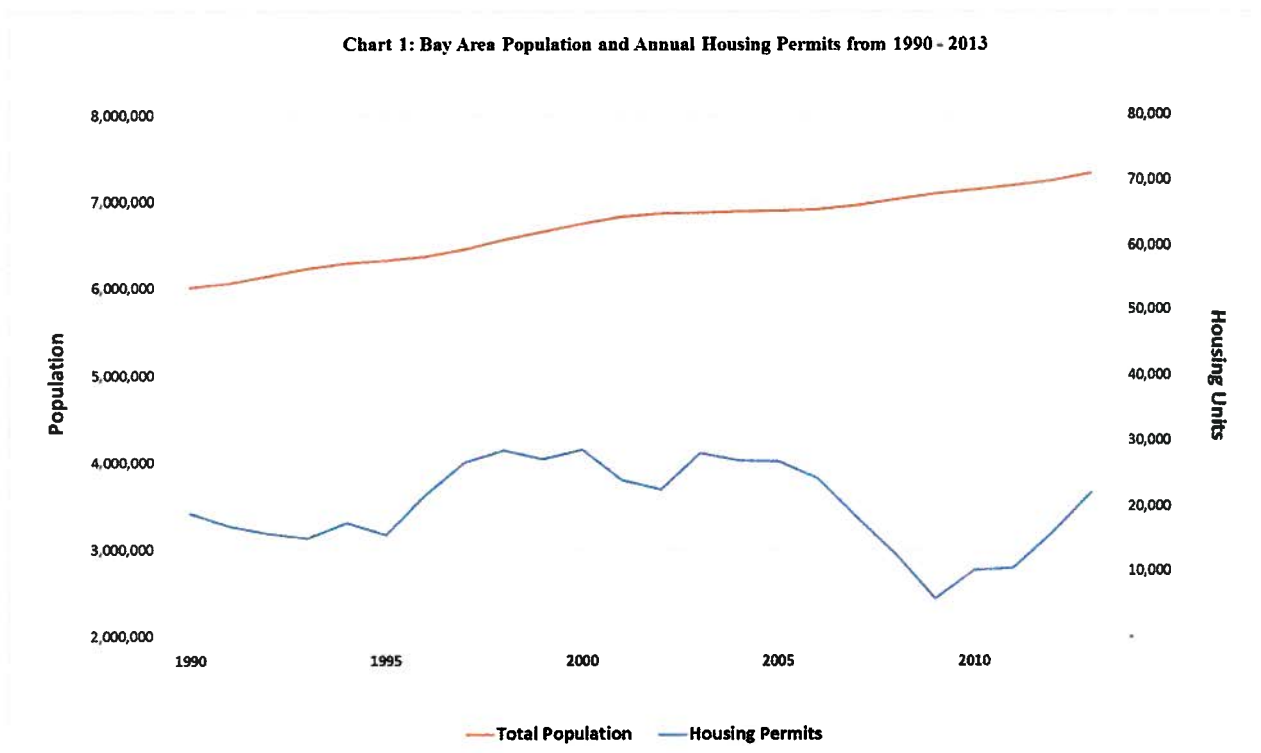
Overview

The Bay Area's housing affordability and neighborhood stability crisis has been decades in the making. It is the cumulative outcome of numerous local, regional, state and federal legislative and regulatory actions (or inactions) over the last 40 years, arguably all the way back to the mid-1970s, when the rate of housing construction in the Bay Area first started to lag behind the rest of the country¹.

Since there are multiple perspectives among various stakeholders on the root causes of and solutions to the current housing crisis, staff has developed this white paper in an attempt to capture these various perspectives on key challenges for review and consideration by the MTC Commission as it develops proposals for regional action. While this paper presents the key findings from staff research, it does not represent a comprehensive account of all the housing issues in the region.

Key Housing Challenges

1. **Housing production in the Bay Area has lagged growth in jobs and residents for decades** – The region has consistently failed to build an adequate number of housing units to accommodate the growing number of jobs and residents in the region. For example, *since 2010, the region has added only 1 new unit for every 5 new jobs*. Chart 1 compares the 25-year population and annual housing permits, noting the region adding population every year during that period. Lack of adequate supply to meet our growing population is a major contributor to high housing costs in the region.



While the cost of housing has increased significantly for both owner and renter households, the level of support and protections for homeowners is far higher than for renters², leading to a higher risk of displacement for renters during periods of growth and expansion. If housing production consistently lags demand, a housing crisis, especially for renters during a jobs boom, is unavoidable.

¹ See CA Legislative Analyst's Office Report, 2016, at <http://www.lao.ca.gov/Publications/Report/3345>

² Homeowners benefit from Proposition 13, which limits increases to their property taxes, and from federal tax policies, which allow tax deductions on mortgage interest.

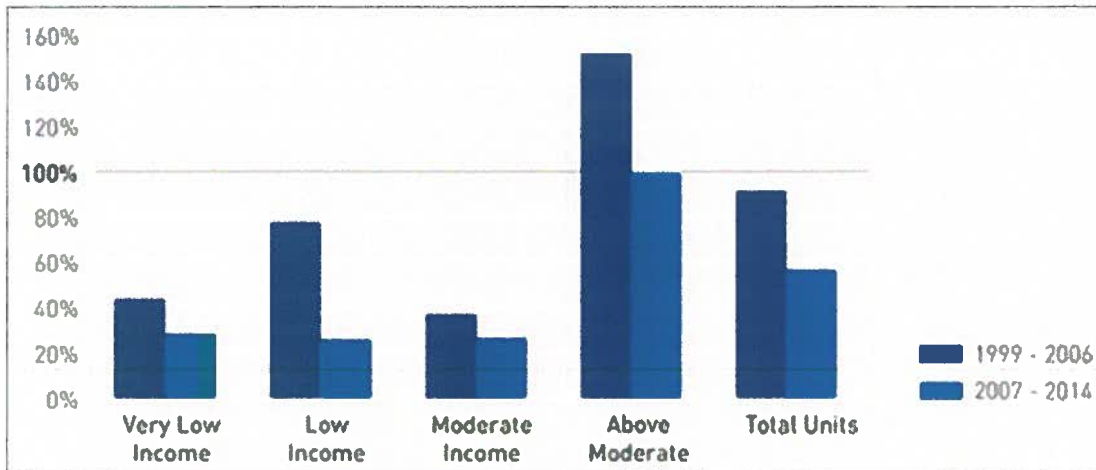
“Our goal is not to stop all development. Our goal is to stop incredibly large development that focus exclusively on market-rate housing.”

– Edwin Lindo, Vice President for External Affairs for the San Francisco Latino Democratic Club, in an interview with the San Francisco Business Times referring to a proposed moratorium on building new housing in the Mission District (July 2015)

Typically, as market-rate rental housing ages, it becomes more affordable to a wider range of households. For example, as shown in the chart below, market-rate rental housing built in the high-cost cities of Los Angeles and San Francisco between 1980 and 1985 were high in 1985 (rents were over 80%), but the same units were more affordable (rents were close to median of all rental units) in 2011, a 1% increase in affordability year-over-year.

- Affordable housing production in the Bay Area has lagged even further behind market-rate units** – Since 1999, the region has built less than a third of the units needed to meet the needs of vulnerable populations such as low- and moderate-income households, seniors and the homeless. *The private market hasn't been able to provide housing for even middle-income households*, especially since the cost of land and construction in the Bay Area has increased faster than the rate of inflation. As illustrated in Chart 2, the Bay Area has struggled to meet all of its Regional Housing Needs Targets, issuing permits for about 35% of the needed low and moderate income housing. This left over 100,000 affordable units unbuilt from 1999-2014. The region exceeded its above moderate (market rate) housing targets over the same period, but too often those homes were far from established job centers. Looking forward, the strong housing market and fewer affordable housing resources are likely to result in similar results going forward.

**Chart 2: Share of Regional Housing Needs Allocation Permitted 1999-2014
San Francisco Bay Area (Source: ABAG)**



In fact, housing production for moderate income households (the region's middle class) has been lower than any other income category since the 1990s³. The market provides a diminishing number of homes for non-affluent buyers and subsidies for moderate income households are largely nonexistent.

"We can't build our way out of the housing crisis . . . but we won't get out without building."

– Rick Jacobus in an article, *Why We Must Build* – <http://www.shelterforce.org> (March 2016)

³ See Regional housing Needs Allocation Report for 1999-2014, ABAG

3. **Even the housing that is built is not “location-efficient”** – Much of the recent housing production has occurred in East Bay jurisdictions while much of the job growth in high-growth industries is concentrated in the West Bay. This has led to longer commutes, more congestion on highways and local streets, higher environmental and health impacts, and higher transportation costs for all workers. These outcomes not only affect Bay Area residents’ quality of life, but also limit the economic growth potential of the region’s employers.

The lack of affordable housing close to low- and moderate-wage jobs, which are often co-located with the high-wage jobs, creates an even bigger imbalance for low- and moderate-income households. These households are unable to compete with higher-wage workers for the limited number of market-rate housing units in neighborhoods near jobs and transit. This jobs-housing mismatch has resulted in higher displacement risk, longer commutes and higher transportation costs for lower-wage workers⁴.

4. **Instead of facilitating planned development, strong local and state regulations often prevent all development** – Many local jurisdictions have laws that require developers to secure conditional use permits for housing developments that are consistent with adopted zoning codes and general plans furtherer delaying and restricting new housing construction. These requirements – essentially prohibiting “by-right” development, even affordable housing development – are largely non-existent in most other metropolitan regions (New York, Washington DC and Seattle, among others).

"It is long past time that we as an agency recognize the need. Will it drive some developers away? Probably. Those left standing will understand the requirements."

– *BART Director Joel Keller, City of Antioch, speaking after the agency adopted a policy that requires developers to provide 20% affordable housing units in projects built on BART station property (February 2016)*

Similarly, *state environmental protection laws inadvertently restrict higher-density, mixed-use, infill development*, leading to cost escalation due to delays and litigation. While SB226 and SB743 have attempted to address the issue, the impact of such laws relative to enabling infill development has been modest.

A report released by the law firm Holland & Knight in August 2015 found that projects designed to advance California’s environmental policy objectives are the most frequent targets of CEQA lawsuits: transit is the most frequently challenged type of infrastructure project (more than both highways and local roadways); renewable energy is the most frequently challenged type of industrial/utility project; and housing (especially transit-oriented housing) is the most frequently challenged type of private-sector project. *Almost 80 percent of all CEQA challenges were filed against infill development.* These outcomes can only be described as utterly perverse.

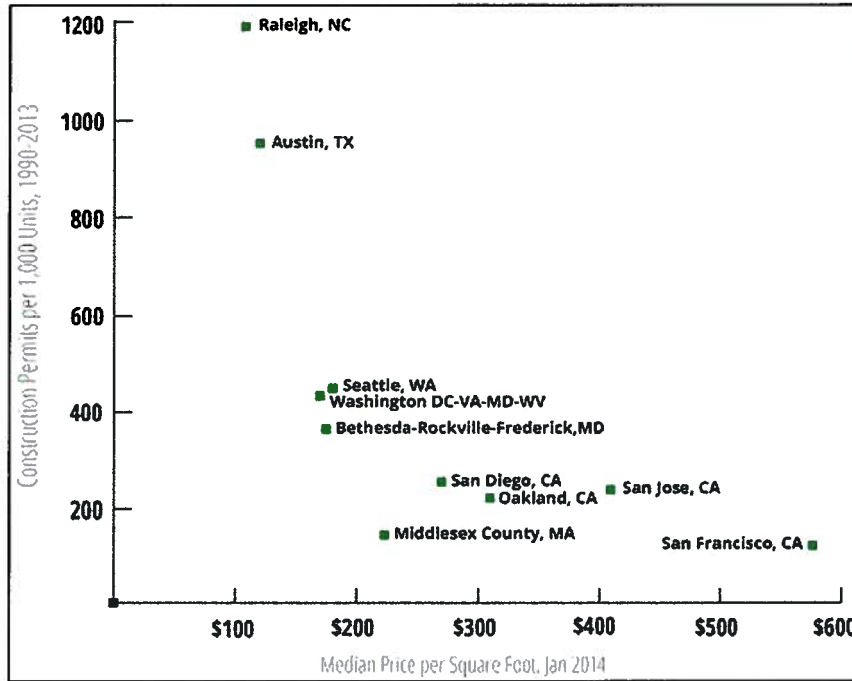
"An adequate supply of housing cannot be built in a day, but will be built faster if we work together and avoid the false and polarizing choice of affordable versus market-rate. We need both, and building new market-rate housing takes pressure off existing supply that serves residents from a wide range of incomes."

– *Dr. Micah Weinberg, President of the Bay Area Council Economic Institute and a renter in Oakland, in a guest commentary – Oakland housing crisis is a deep hole, but it must start digging – in Inside Bay Area (March 24 2016)*

⁴ See: <http://interact.regionalchange.ucdavis.edu/roi/>

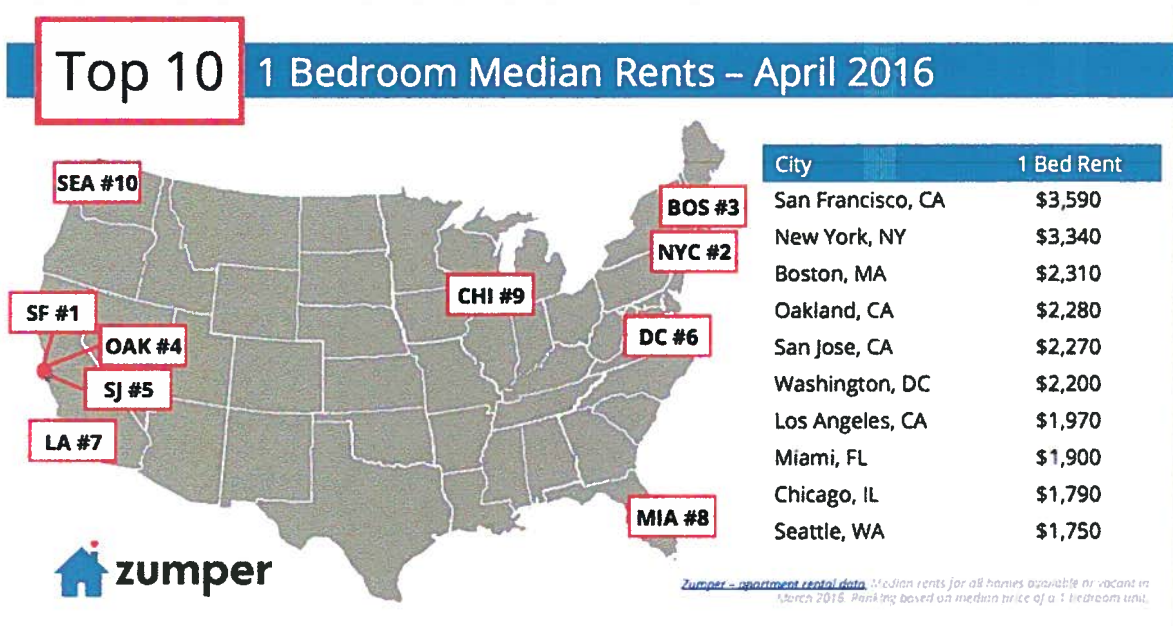
Chart 3 below compares housing cost per square foot in 2013 with housing permits per 1,000 homes in 1990. During that span, Seattle, WA issued construction permits at a rate of a little over 400 new permits for every 1,000 units that existed in 1990. During the same time, San Francisco, CA permitted just 117 units for every 1,000 units that existed in 1990. In 2014, home prices in Seattle, WA were a little under \$200 per square foot, compared to almost \$600 per square foot in San Francisco.

Chart 3: Home Prices and New Construction in Technology Hubs 1990-2013 (Source: Trulia)



The cost of housing is not limited to home purchases. As seen in Chart 4, the Bay Area is now home for four of the five most expensive rental markets in the nation.

Chart 4: Cities with the Highest Rents, 2016 (Source: Zumper Real Estate)



- Low- and moderate-income renters face high displacement risk in almost every city** – As housing costs rise, lower-income renters are often forced to move to neighborhoods farther away from jobs, transit and amenities. The lack of adequate tenant protections, or availability of subsidized or “naturally affordable” market-rate units in the most “desirable” neighborhoods, has accelerated displacement of lower-income residents and businesses from the urban core.

"It made my heart sink and my stomach feel bad. We are not against affordable housing. We just want to see it done in a sensible, responsible, good way."

– *Marin resident and President of the Lucas Valley Homeowners Association, Maggie McCann, referring to filmmaker George Lucas’ proposal to use \$100 million of his own money to finance 224 low-income apartments on a piece of land he owns called Grady Ranch (June 2015)*

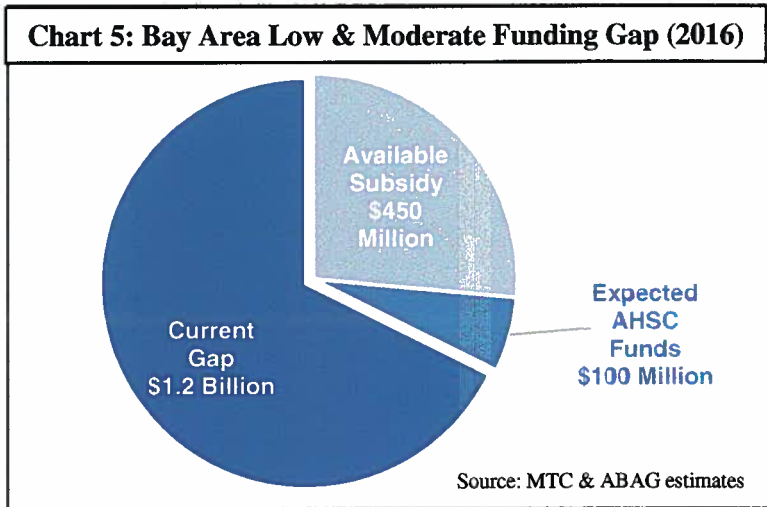
Without their strong rent stabilization and just cause provisions in place, cities such as San Francisco, East Palo Alto and Oakland would have been expected to lose even more lower-income renters. Despite the benefit of tenant protections many lower-income renters have relocated to more affordable neighborhoods in the suburbs, unintentionally displacing existing residents in these communities to locations farther from the region’s core and related employment centers. This domino effect is one reason why *even the most affordable cities in east Contra Costa and Solano County are experiencing displacement*. Communities that add jobs but not sufficient housing pose the highest risk of displacement to lower-income renters. Communities that have historically underbuilt market-rate and affordable housing have lost the largest percentage of lower-income renters since 2000⁵. These

- Elimination of Redevelopment Authorities has further restricted infill development and affordable housing production** – The dissolution of redevelopment agencies by the state has eliminated a large source of funding for infill and affordable housing projects, and restricted the ability of local jurisdictions to secure and assemble parcels, fund infrastructure improvements that support market rate and affordable housing development. *Redevelopment authorities in Alameda County contributed more than \$500 million for affordable housing between 2001 and 2011*⁶.

"The scale of the affordable housing crisis and the need for funding to address it over the next five years is much greater than \$250 million — more like twice that amount (in San Francisco). We appreciate the mayor’s commitment to a bond measure, and we urge him to push as far as possible."

– *Peter Cohen, Director of Council of Community Housing Organizations, referring to Mayor Ed Lee’s proposal for a bond issue to fund affordable housing in San Francisco (February 2016)*

- Declining state and federal resources have constrained the ability of public agencies to respond**
As state and federal funding for housing programs has declined, the number of low- and moderate-income households that are rent burdened has increased significantly. Chart 5 shows the current annual funding gap to construct the low and moderate income units allocated to the Bay Area for the 2015- 2022 regional housing needs cycle. The lack of resources, in light of the dissolution of local redevelopment functions and the end of the Proposition 1C funding, creates a tremendous challenge to the region as it seeks to catch up with its past low and moderate income housing construction shortfall.



⁵ See: http://planbayarea.org/pdf/prosperity/research/REWS_Final_Report.pdf

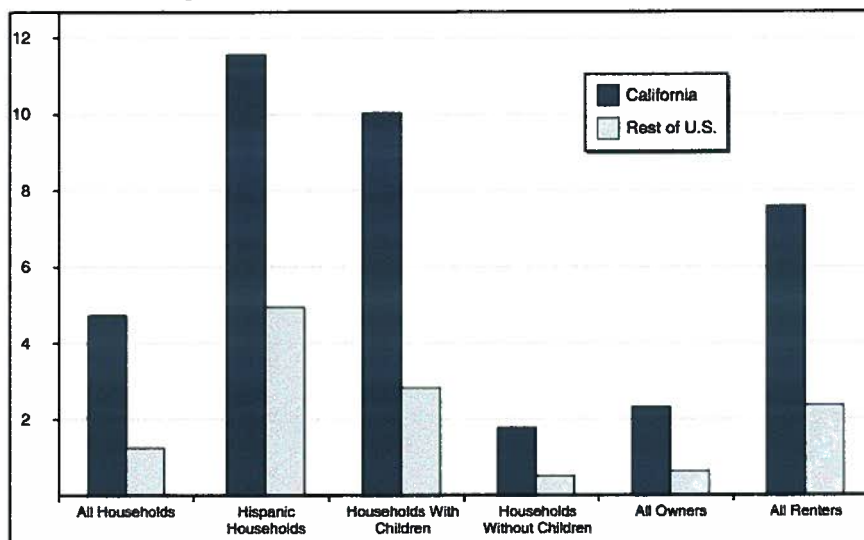
⁶ See: <https://www.acgov.org/cda/hcd/documents/Lost-Redevelopment-funds-impact-Affordable-Housing.pdf>

8. **Availability of developable land is limited due to geography and strong land protections** – The Bay Area has done an excellent job of protecting large tracts of wetlands, agricultural land and open space compared to most other metropolitan areas. This effort has limited sprawl on “greenfields”, expanded recreational opportunities and preserved scenic and natural resources. However, the resulting constrained supply of developable land coupled with significant and multiple challenges to infill development has severely restricted housing production across the region.

As mentioned before, the lack of housing production, in the long term, creates conditions for significantly higher housing costs in later years. This dynamic has also led to the long-term trend of Bay Area workers commuting from nearby regions with comparably affordable housing. These long distance commutes to homes, often developed on former farmland, leads to higher per capita greenhouse gas (GHG) emissions and traffic congestion at the region’s gateways.

9. **Wages of low- and moderate-income households have lagged behind rising housing costs** – Even as housing costs rise and funding for housing programs decline, wages of low- and moderate-income households have not kept pace with the rate of inflation. Real wages for many renters have actually declined in terms of purchasing power, with 2013 median household income still below 2000 median household income though it is on the rise. Chart 6 shows a critical way wage and housing pressures manifests itself, with high crowding throughout the state at a rate nearly four-times the national average. California now has the highest share of overcrowded renters in the nation. *Nearly 30 percent of the country’s households living in overcrowded conditions are in California* (CHPC, 2014).

Chart 6: Crowding Rates in California and the Rest of US, 2013 (Source: LAO Report, 2016)
Percentage of Household Type Living in Crowded Housing



10. **Proposition 13 has resulted in fiscalization of development decisions** – State law caps property tax increases for owners of residential and commercial property. While Prop 13 benefits long-term homeowners, it reduces the fiscal benefits of housing when compared to retail or commercial development, leading many jurisdictions to view housing as a “net loss”. *Homeowners also lack the motivation to allow new residential development in their neighborhoods*, since lower supply provides significant financial benefits in terms of higher housing values and increased equity.

On the other hand, Owners of commercial property lack the motivation to develop vacant parcels since the “cost” of holding these properties is relatively low, and a potential windfall from rising land values over time relatively high. Consequently, even in “hot” real estate markets, many parcels remain vacant and underutilized. Proposition 13 is another key aspect of the perfect storm of heavy regulation, limited subsidies and disincentives that together make the Bay Area unaffordable for many families in 2016. Peer metropolitan regions in other states do not have a comparable statute that provides extreme advantages for long-term homeowners and puts entry level households at a distinct disadvantage.

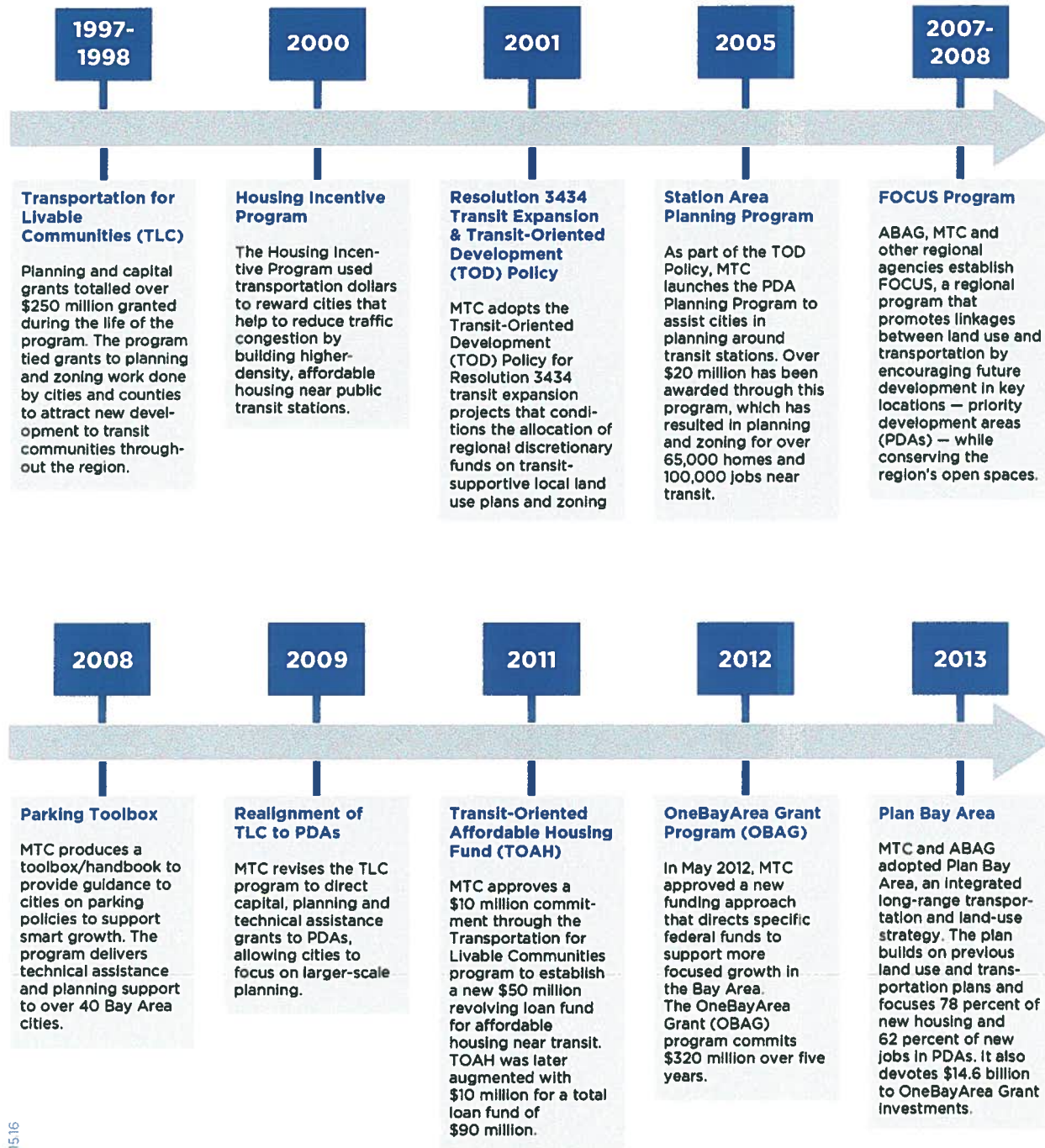
11. **A relatively large number of currently deed-restricted affordable housing units are at risk of conversion to market-rate units** – A recent report⁷ published by the California Housing Partnership Corporation (CHPC) identified around 6,000 units in the region that are at risk of conversion. A large share of these units are located close to transit. All of these units currently house low-income renters. Preserving these units as permanently affordable housing is significantly cheaper than building new affordable units. Unfortunately, most cities in the region do not have a plan to systematically identify at-risk affordable units and prevent these units from being converted to market-rate units. State law also does not allow local jurisdictions to take full RHNA credits for preserved units.

Conclusion

Staff's analysis of the Bay Area' multi-decade housing affordability shortfall has made it clear that, like most chronic problems, the region's shortage of housing cannot be solved with a single solution. Effectively moving the needle on housing affordability in a manner that expands housing choices, reduces displacement pressures on our most vulnerable citizens and strengthens the connection between transit, jobs and housing requires a multi-pronged strategy. The region must pursue a multi-pronged strategy that emphasizes the construction of new homes for all incomes, the protection of the region's most vulnerable households, and the need to advocate for the ability to pursue local and regional solutions.

⁷ See: <http://chpc.net/services/preservation-of-at-risk-housing/>. See also: http://planbayarea.org/pdf/prosperity/Reconnecting_America_Preserving_Affordable_Housing_Near_Transit.pdf

MTC Land-Use Initiatives: 1997-2016



Attachment C: Transportation Focus: Bay Bridge Core Capacity Project Problem Statement

Auto demand on the San Francisco-Oakland Bay Bridge exceeds vehicle capacity. With future population and job growth, congestion will only worsen over time. But we can move many more people in the same number of vehicles that exist today, making better use of the bridge’s capacity by increasing the number of carpools, shuttles and buses traversing the bridge corridor. Less than half of the seats are currently filled by passengers so carpooling alone could potentially double person throughput. Traffic operational improvements that reduce time spent in congestion compared to driving alone will make carpooling and transit more attractive. Furthermore, operational improvements that are implemented relatively quickly and at a low cost can be very effective in relieving congestion and increasing core capacity within the Bay Bridge corridor.

Bay Bridge Core Capacity Project: \$40 Million Investment Package

Operational Strategy	Near-Term Operational Improvement	Cost* (\$M)
Implement HOV improvements	1. West Grand Ave. HOV/Bus Only Lane: Convert shoulder of West Grand Ave. on-ramp to Bus/HOV only lane to provide direct access to the I-80 Bus/HOV ramp on the right side of the toll plaza	\$ 7
	2. Sterling Street On-Ramp Express Lane: Convert on-ramp HOV lane to express lane and add occupancy detection technology to support CHP enforcement to provide time savings that attracts more carpooling during evening eastbound peaks	\$10
	3. Casual Carpooling: Establish casual carpooling pick-up locations at key locations in San Francisco and Oakland	\$ 1
	4. Bridge Corridor Management Technologies: Implement a suite of technology improvements – such as cameras, traffic detection loops, occupancy detection and signs – to operate and manage the Bay Bridge and its approaches from I-80, I-580, and I-880 as a unified network	\$ 2
Improve transit core capacity	5. Higher-Capacity Express Bus Fleets: Purchase double-decked buses to operate on most productive Transbay express bus routes for AC Transit and WestCat	\$ 7
	6. Pilot Express Bus Routes: Pilot new AC Transit Transbay routes to serve high demand inner East Bay markets	\$ 6
	7. Transit-Focused Arterial Operational Improvements: Improve arterial operations through adaptive signals and transit signal priorities technology to improve bus speed and reliability	\$ 1
	8. Commuter Parking: Establish commuter parking facilities in East Bay to encourage carpool and express bus ridership	\$ 5
Facilitate shared mobility	9. Vanpooling: Provide increased vanpooling opportunities in the Bay Bridge corridor	\$ 0.2
	10. Flexible, On-Demand Transit: Provide on-demand transit services between East Bay and San Francisco core and beyond	\$ 0.8
	11. Shared Mobility: Private companies such as Lyft, Scoop, Carma, Uber, RidePal, etc. to provide carpooling, vanpooling, shuttles, and buses, taking advantage of the bridge corridor operational and infrastructure improvements	\$ 0

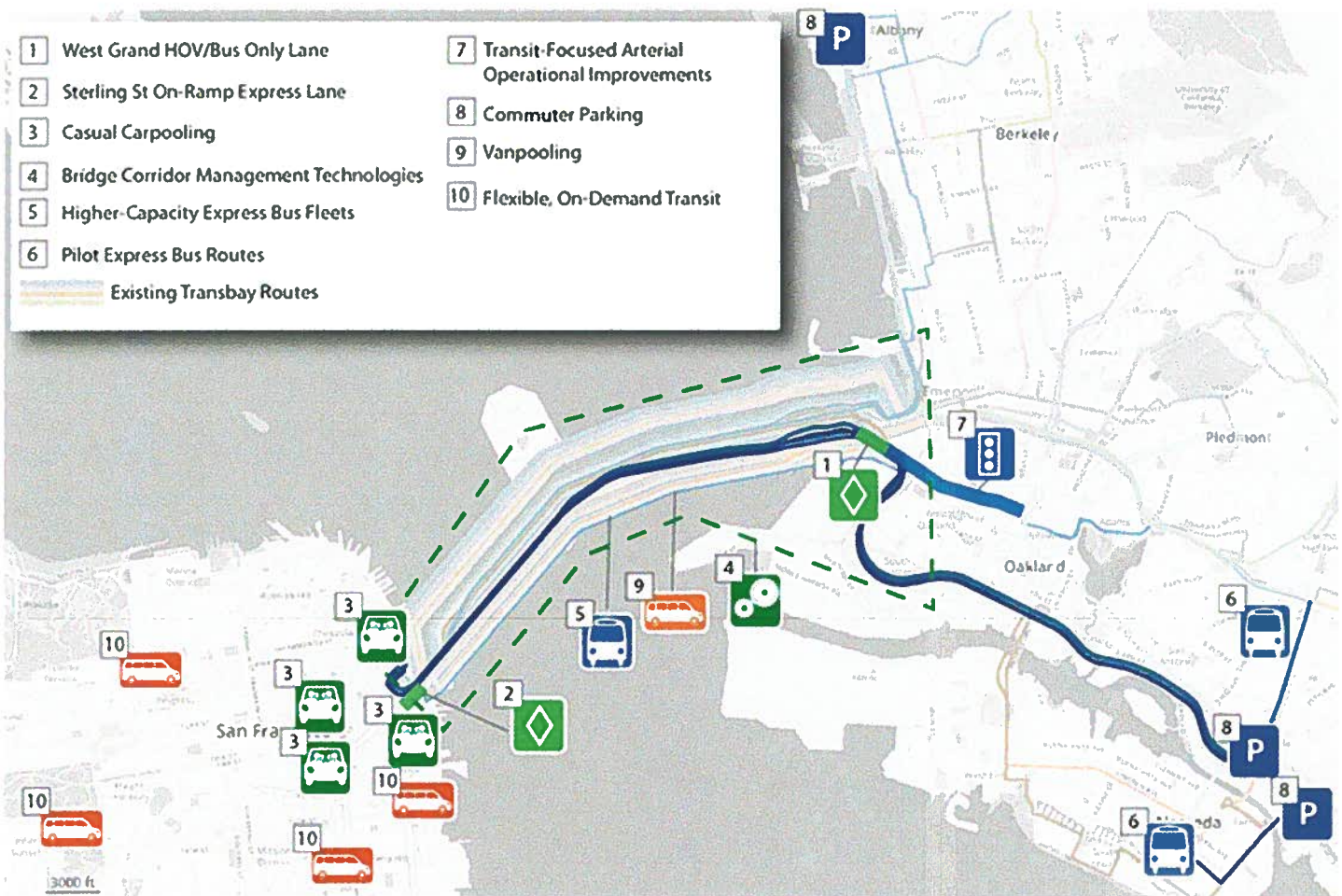
*Preliminary estimates subject to further refinement

Total: \$ 40 M

Core Capacity Guiding Principles

- ★ Moving more people in the same number of vehicles between San Francisco and the East Bay will result in more efficient operations and greater person throughput within the Bay Bridge corridor
- ★ Operational improvements designed to offer travel time savings and ease of access to carpooling and transit use will effectively encourage and support adoption of those modes
- ★ Regional investments that improve core capacity within the Bay Bridge corridor should be taken advantage of by public and private service providers alike, such as public transit operators and shared mobility companies that are releasing new services focused on carpooling

Bay Bridge Core Capacity Project



Other Opportunities. In 2010, congestion pricing was implemented, charging \$2.50 for carpools and \$6 for all others during peak periods. As part of a potential Regional Measure 3, there may be an opportunity to reduce the HOV toll rate to create a greater differential between carpool and non-HOV toll rates to provide greater incentives to take transit or carpool.

Attachment D: Short-term Housing Initiatives

1. Reward Cities and Counties: One Bay Area Grant (OBAG) Program

Example:

From 2015-19, a local jurisdiction has issued permits to about 60% of its allocation for low- and moderate-income units in its PDA. This program rewards the top 20 jurisdictions based on affordable units permitted between 2015 and 2019. The jurisdiction becomes automatically eligible for additional FAST Act transportation funds. Table 1 illustrates what a distribution would have looked like for the period from 2007-2014. The proposed program would be prospective and therefore distribution amounts are not yet known.

Structure:

MTC would set aside a portion or all of the additional revenue received through the FAST Act for a “bonus” program that rewards local jurisdictions that have permitted a significant share (threshold TBD) of their RHNA allocations in Priority Development Areas.

The Bay Area has permitted only about a third of all very low, low and moderate income RHNA allocations over the last 2 cycles. This program is intended to encourage jurisdictions in the Bay Area to permit new homes near transit and jobs and reward them with transportation funds. The local jurisdiction may count accessory dwelling units, micro units, and pre-fabricated dwellings toward their numbers, even if these units do not qualify for RHNA for some reason.

Leverage:

While the amount of “bonus” funds awarded may be limited, local jurisdictions would be eligible for them only if they permitted a significant number of affordable housing units.

Table 1. Illustration of Possible Distribution for 2007-2014 Permitting Low and Moderate Housing

Jurisdiction	Low & Moderate Income Units	Rank	Possible FAST Bonus
San Francisco	6,635	1	\$ 18,427,712
San Jose	2,956	2	\$ 8,209,844
Sunnyvale	2,178	3	\$ 6,049,067
Oakland	1,689	4	\$ 4,690,943
Santa Rosa	1,450	5	\$ 4,027,156
Oakley	1,307	6	\$ 3,629,995
San Leandro	973	7	\$ 2,702,361
Pittsburg	871	8	\$ 2,419,071
Antioch	862	9	\$ 2,394,075
Alameda Co	763	10	\$ 2,119,117
San Ramon	753	11	\$ 2,091,344
Vacaville	746	12	\$ 2,071,902
Santa Clara	721	13	\$ 2,002,469
Milpitas	709	14	\$ 1,969,141
Rio Vista	662	15	\$ 1,838,605
Santa Clara Co	620	16	\$ 1,721,956
San Bruno	596	17	\$ 1,655,300
Fremont	492	18	\$ 1,366,456
Contra Costa Co	471	19	\$ 1,308,131
Richmond	470	20	\$ 1,305,354
TOTAL	25,924		\$ 72,000,000

2. Direct Investment: Naturally Occurring Affordable Housing (NOAH) Pilot Program

Example: The owner of a 28-unit apartment building, which is located in a transit-accessible neighborhood experiencing rising rents, is selling the entire property. Among many potential buyers is a non-profit housing organization (NPHO) that wants to purchase the building, bring it up to code, and protect it as deed-restricted affordable housing for households earning less than 120% AMI. The NPHO is able to secure a low-interest loan through the NOAH program to purchase the property and keep it affordable for the long-term.

Structure: MTC would provide low-interest revolving loans to non-profit housing entities to purchase, rehabilitate and protect market-rate units as permanently affordable units for low- and moderate-income renters. The program would also be available to extend expiring protections on currently deed-restricted units and for major rehab.

Leverage: Potentially significant. The NOAH program is estimated to leverage from 3:1 to 7:1 times MTC's investment, depending on location, building type, and the availability of other funds. Acquisition, rehabilitation and protection is also a more cost-effective strategy compared to just building new affordable units. Total units preserved range from approximately 200 at 3:1 leverage up to roughly 2,000 for a \$72 million investment at 7:1.

3. Regulation: Conditioning OBAG Funding

Example: A city permitted over 50% of its low and moderate income RHNA from 1999-2014 and has over 10% of its housing affordable to low-wage workers. Based on this analysis, the city is eligible for additional OBAG funding since it already has a certified housing element and a complete streets resolution consistent with adopted Commission policy.

Structure: Based on an assessment of each city and county's displacement risk, low-income worker in-commuting, past RHNA performance and the current affordability of the community, some cities would be required to develop a Neighborhood Stability and Affordability Plan that complements their adopted housing policies to increase city/countywide affordability. Cities and counties meeting RHNA performance and/or current level of affordability would not be required to take any additional actions to be eligible for additional FAST funds.

MTC currently requires cities and counties seeking OBAG funding to have a certified housing element. Housing elements, however, do not require cities to approve zoning applications and in turn to produce housing to ensure affordability for a share of their residents. Housing elements also do not require a response to rapid rent escalations that most Bay Area cities and counties are experiencing.

Leverage: This approach is intended to increase short and long-term affordability in all cities seeking OBAG funding. This approach does not condition the release of FAST funds to jurisdictions based on a menu of adopted housing policies as presented by the Six Wins Coalition in fall 2015. Instead the process identifies communities with an above average displacement risk or high cost of housing and has them develop a response based on their community's needs.

Attachment E: Medium-Term Initiatives

1. Within Existing Authority

A. Infrastructure Finance Fund (IF2)

Example: A 72-unit, mixed-income housing project with 20% affordable units at 80% AMI has secured a majority of its funding and financing. But it lacks equity to secure that extra funding for off-site infrastructure investments and tax credits. Fortunately, the local jurisdiction can secure an \$8 million low-interest infrastructure financing package via the IF2 to bridge this gap. The project now “pencils out.”

Structure: Using BATA’s approved investment policy, the IF2 program would invest in instruments that provide low-interest infrastructure loans in relation to infill projects that are consistent with Plan Bay Area – TOD projects encompassing affordable housing in high-priority PDAs.

Applicability: The IF2 program would provide gap financing for transportation-related infrastructure associated with housing developments with a sizable affordability component in high-priority PDAs that would otherwise fail to “pencil out” due to high off-site infrastructure improvement costs.

Senior staff at the cities of San Jose, Oakland and affordable and market-rate housing developers have indicated that the lack of such low-cost infrastructure financing is a key barrier to housing development ever since redevelopment agencies were eliminated.

IF2 could be used as a “but for” funding for infrastructure improvements tied to new housing developments (including streetscape improvements, sewer/water infrastructure, bicycle/pedestrian improvements, etc.).

Low-interest infrastructure financing could be a “game-changer,” especially in emerging transit-accessible PDAs in the East Bay and North Bay.

Leverage: Significant. The IF2 will make projects more attractive for financing to other lenders and if structured appropriately could serve as the local match for tax credits and other programs.

Proposed MTC Funding Source: BATA funds, guided by BATA’s approved investment policy.

Legislation Required: None

Potential Impact: Significant. If of a sizable amount, even this one-time investment can jump start numerous projects in PDAs.

2. Outside Existing Authority

B. Regional Jobs-Housing Linkage Fee

- Example:* A company is building its new facility in a location with limited transit access and where the number of existing jobs far outnumber existing housing units. Most workers in this sub-region already commute long distances by car resulting in a high level of VMT per capita.
- Irrespective of any development or impact fee charged by the local jurisdiction to the firm, the employer pays a regional jobs-housing linkage fee of \$5000 per employee to mitigate regional transportation impacts caused by adding 2,000 new workers in a “location-inefficient” zone that will significantly increase total VMT and GHG.
- Structure:* The jobs-housing linkage fee would be based on a nexus study utilizing MTC’s travel model that estimates vehicle-related GHG emissions based upon geographic location. A portion of the funding would support demand management programs to reduce VMT and GHGs in the area where commercial development is occurring, and a portion would support affordable housing for low- and moderate-income households in high-priority PDAs.
- The jobs-housing linkage fee program is similar in design to the state’s Cap and Trade Program that is designed to charge a fee for emitting GHGs, and in turn invests these revenues in programs that reduce emissions.
- Applicability:* This fee program would apply to any new commercial development of a certain size (threshold to be determined) anywhere in the nine-county region. It would not be applicable to housing developments.
- The fee program would directly address the housing and transportation impacts of new, regionally significant commercial development, without affecting local control over land use and development decisions. The fee program would also provide a mechanism for large employers and businesses to participate in solving the region’s housing and transportation crisis.
- Lastly, the fee program will encourage “location efficient” uses by providing for some leveling of the playing field between high-VMT zones (that have a skewed jobs-housing ratio) and low-priced and low-VMT zones (that are well served by transit, and have a better balance between jobs and housing) leading to a better fit between jobs and housing in the region over time.
- Leverage:* Very Significant. The fee program would provide a significant new source of regional funding for workforce housing in “location-efficient” zones as well as transportation projects that serve these locations. It will also provide an effective tool to advance Plan Bay Area implementation.
- Legislation Required* State legislation would be needed to provide the legal and regulatory basis for establishing the fee program.
- Potential Impact:* Very Significant. The jobs-housing linkage fee program could be a potential “game changer,” which not only raises new revenue for needed housing and transportation investments but also promotes a more “location efficient” land use pattern without weakening local land use authority.

C. Regional Housing Bond/Fee and Trust Fund

- Example:* A local jurisdiction has purchased a parcel that can accommodate 65 rental units for households that earn less than 80% of the county AMI. The parcel is within a PDA and provides regional transit connections to multiple job centers. Unfortunately, the affordable housing developer has struggled to secure adequate subsidies for the project. The developer is short by \$6 million.
- The Regional Housing Trust Fund has raised \$700 million via a multi-county housing bond and pooled \$26 million from eight local jurisdictions through their respective housing programs. The regional housing trust fund entity allocates \$6 million to the project.
- Structure:* A regional entity, potentially MTC, would establish a regional housing trust fund that collects or aggregates revenue from existing inclusionary programs or other fee programs for affordable housing construction in transit-accessible locations. It would also raise funds via bond or fee with voter approval after securing needed state legislation to enable this function to address the \$1+ billion affordable housing shortfall.
- The approach will complement county housing bonds that have passed or are under development to substantially grow the pool of available funding for housing. For example, a regional 1/8 cent sales tax would generate almost \$200 million annually for housing in the Bay Area; a \$25 parcel tax could generate \$1 billion; a \$75 real estate recording fee based on AB 1335 could generate almost \$200 million annually.
- Applicability:* Many small- to medium-sized jurisdictions in the Bay Area require market rate housing developers to pay an inclusionary housing fee, which then funds low- and moderate-income housing construction. However, regardless of size, most local jurisdictions have not been able to approve over 50% of their RHNA.
- By aggregating these funds across jurisdictions and raising new funds, a regional housing trust fund can put these collected fees to use more readily and dramatically increase affordable housing funding. The trust fund could pool resources for a single project, or provide gap funding to multiple projects within the same county.
- Leverage:* Significant. Not only would the trust fund pool existing funding across multiple jurisdictions to fund affordable housing projects, but it could provide the mechanism for collecting new revenues through the Value Capture and Jobs-Housing Linkage Fee programs.
- Legislation Required:* Yes, MTC and participating cities / counties would need to seek state legislation to establish and operate a regional housing trust fund. Additional MOUs may be needed with each county.
- Potential Impact:* Substantial. With additional sources of funding of regular funding, the trust fund can make an immediate impact of financing more housing.



**METROPOLITAN
TRANSPORTATION
COMMISSION**

Joseph P. Bort MetroCenter
101 Eighth Street
Oakland, CA 94607-4700
TEL 510.817.5700
TDD/TTY 510.817.5769
FAX 510.817.5848
E-MAIL info@mtc.ca.gov
WEB www.mtc.ca.gov

Memorandum

TO: Commission

DATE: April 22, 2016

FR: Executive Director

W. I. 1121

RE: MTC/ABAG Merger Study

The courtship of MTC and ABAG has entered a more intense phase, and perhaps is nearing a final resolution. In October 2015, the Commission adopted Resolution No. 4210, which approved the functional consolidation of the two planning departments within MTC. The resolution – which was supported by ABAG – also approved the development of a jointly funded merger study and implementation plan to examine alternatives to the planning department consolidation, up to and including full institutional merger. Under Resolution 4210, the planning department consolidation is to take effect on July 1, 2016, unless a mutually agreeable alternative is approved by both agencies prior to that date.

The consultant Management Partners was retained in December 2015 and has been reporting on discrete items of work to monthly joint meetings of the MTC Planning Committee and ABAG Administrative Committee. Table 1 below outlines the work products that have been reported and discussed at these meetings.

Table 1

Month	Work Product
January 2016	Work Scope of Study
February 2016	Other MPO/COG Models
March 2016	Financial Forecasts of MTC & ABAG
April 2016	Options Analysis and Recommendation
May 2016	TBD

In brief, the presentation of other California and national MPO/COG organizational models did not reveal a clear candidate after which to pattern a new Bay Area regional agency. The financial forecasts confirmed that ABAG’s financial position is precarious, whether Resolution 4210 is implemented or not. At the joint committee meeting on April 22nd, the consultants presented their evaluation and scoring of seven alternatives to Resolution 4210, as summarized in Table 2 on the next page. The full consultant report and associated power point presentation are included in Attachment A to this item. The consultant provided five scores for each option according to various criteria. MTC staff has weighted each of these scores equally in developing the composite scores shown in Table 2, from a low of 1 to a high of 10.

Table 2

Option	Description	Score
Resolution 4210	Partial planning department consolidation	5.8
Option 1	No change	5.6
Option 2	Independent planning director	6.4
Option 3	New JPA to oversee planning	5.6
Option 4	MTC/ABAG institutional merger	8.4
Option 5	MTC/ABAG/BAAQMD/BCDC merger	7.8
Option 6	Full planning department consolidation under MTC/MOU to change governance	8.6
Option 7	Full staff consolidation under MTC/MOU to study governance	7.8

Unfortunately, it is difficult to understand or defend the consultant’s scoring methodology. For example, Resolution 4210 and the “no change” option are given virtually the same score. This would seem to suggest that consolidating the planning departments and doing nothing to cure our dysfunctional relationship with ABAG would have the same impact on regional planning – a ridiculous conclusion. Similarly, it strains credibility to suggest that hiring an independent planning director (Option 2) would provide better regional planning outcomes than either the status quo or Resolution 4210. After all, it would add a third player to the SCS planning enterprise that has already proven unwieldy with the two separate planning staffs involved.

The consultant has recommended that MTC and ABAG pursue Option 6, but both committees voted today to recommend Option 7 to their respective policy boards for further consideration. Viewed from one perspective, the full staff consolidation under MTC outlined in Option 7 is simply Resolution 4210 taken to its logical conclusion. Both proposals would leave current governance arrangements undisturbed (at least for now). Both would achieve the desired planning department integration. Both could promote greater efficiency and accountability in the use of staff resources. And both could enhance our ability to tackle the region’s complex housing and transportation challenges, if implemented properly. An added benefit: neither requires state legislative action.

However, Option 7 would entail a complete change to ABAG’s current organizational model and a substantial set of organizational and financial impacts for MTC as well. To better inform the Commission about these various consequences, staff will present the results of our preliminary financial analysis of Option 7 at your workshop on April 27th.

Steve Heminger

Metropolitan Transportation Commission and the Association of Bay Area Governments Merger Study Options Analysis and Recommendation Report

April 2016

**Management
Partners**





April 18, 2016

Mr. James Spering, Chair
Planning Committee
Metropolitan Transportation Commission (MTC)
101 Eighth Street
Oakland, CA 94607

Ms. Julie Pierce, Chair
Administrative Committee
Association of Bay Area Governments (ABAG)
101 Eighth Street
Oakland, CA 94607

Dear Mr. Spering and Ms. Pierce:

Management Partners is pleased to transmit this Options Analysis and Recommendation Report for the ABAG-MTC Merger Study. This report evaluates seven options and the implementation of MTC Resolution 4210 in relation to how well each addresses the three problems we identified:

- Preparation of the region's sustainable community strategy to reduce greenhouse gases is statutorily split between two regional agencies.
- Two agencies responsible for regional land use and transportation planning and associated services and programs are not formally linked by an integrated management, leadership, or policy structure.
- ABAG's ongoing ability to implement its mission is compromised by its dependence on discretionary funding that will challenge its fiscal sustainability over the long run.

Based on our analysis and application of an established set of evaluation criteria, the report includes our recommendation regarding which alternative we believe best addresses the problems. Under our contractual agreement for the Merger Study, the next step is for the Joint Committee to select one option on April 22, and for us to prepare an implementation plan for that option. We hope our work to date has helped both agencies understand the choices before them and allows for an informed decision about those choices.

Sincerely,

A handwritten signature in black ink, appearing to read "Gerald E. Newfarmer", is written over a light blue horizontal line.

Gerald E. Newfarmer
President and CEO

Table of Contents

Executive Summary	1
The Problem	3
Conclusions about Implementation of MTC Resolution 4210 and Alternative Options	4
<i>Implementation of MTC Resolution 4210 – Consolidation of Most Planning Functions in MTC</i>	<i>4</i>
<i>Option 1 – No Structural Change</i>	<i>6</i>
<i>Option 2 – Hire an Independent Planning Director to Manage all Planning Functions.....</i>	<i>6</i>
<i>Option 3 – Establish a New Joint Powers Authority (JPA) to Oversee all Planning Functions</i>	<i>7</i>
<i>Option 4 – Create a New Regional Agency and Governance Model.....</i>	<i>8</i>
<i>Option 5 – Create a New Comprehensive Regional Agency and Governance Model</i>	<i>10</i>
<i>Option 6 – Execute a Contract between MTC and ABAG to Consolidate Planning Functions within MTC and Enter into an MOU to Create a New Regional Agency and Governance Model</i>	<i>10</i>
<i>Option 7 – Enter into a Contract between ABAG and MTC to Consolidate Staff Functions under One Executive Director and Enter into an MOU to Pursue New Governance Options (Functional Consolidation).....</i>	<i>11</i>
A Path Forward	13
Setting the Context	16
Plan Bay Area and SB 375	17
Merger Study	18
ABAG and MTC Financial Forecast	20
Employee Compensation, Benefits and Representation.....	21
Options Analysis.....	22
Merger Study Principles.....	22
List of Options	22
Analysis Framework.....	23
Option Profiles.....	25

Implementation of MTC Resolution 4210 – Consolidation of Most Planning Functions in MTC	26
<i>Description</i>	26
<i>General Impacts</i>	27
<i>A. Operational Effectiveness and Accountability</i>	30
<i>B. Transparency in Policy Decision Making</i>	31
<i>C. Core Service Delivery and Financial Sustainability</i>	32
<i>D. Implementation Viability</i>	32
Option 1 – No Structural Change	34
<i>Description</i>	34
<i>General Impacts</i>	35
<i>A. Operational Effectiveness and Accountability</i>	36
<i>B. Transparency in Policy Decision Making</i>	37
<i>C. Core Service Delivery and Financial Sustainability</i>	37
<i>D. Implementation Viability</i>	37
Option 2 – Hire an independent planning director to manage all planning functions	39
<i>Description</i>	39
<i>General Impacts</i>	40
<i>A. Operational Effectiveness and Accountability</i>	42
<i>B. Transparency in Policy Decision Making</i>	42
<i>C. Core Service Delivery and Financial Sustainability</i>	43
<i>D. Implementation Viability</i>	43
Option 3 – Establish a New Joint Powers Authority (JPA) to Oversee all Planning Functions	45
<i>Description</i>	45
<i>General Impacts</i>	46
<i>A. Operational Effectiveness and Accountability</i>	48
<i>B. Transparency in Policy Decision Making</i>	49
<i>C. Core Service Delivery and Financial Sustainability</i>	49
<i>D. Implementation Viability</i>	50
Option 4 – Create a New Regional Agency and Governance Model	52
<i>Description</i>	52
<i>General Impacts</i>	53
<i>A. Operational Effectiveness and Accountability</i>	56
<i>B. Transparency in Policy Decision Making</i>	57
<i>C. Core Service Delivery and Financial Sustainability</i>	57

<i>D. Implementation Viability</i>	58
Option 5 – Create a New Comprehensive Regional Agency and Governance Model	60
<i>Description</i>	60
<i>General Impacts</i>	62
<i>A. Operational Effectiveness and Accountability</i>	64
<i>B. Transparency in Policy Decision Making</i>	65
<i>C. Core Service Delivery and Financial Sustainability</i>	65
<i>D. Implementation Viability</i>	65
Option 6 – Execute a Contract between MTC and ABAG to Consolidate Planning Functions within MTC and Enter into an MOU to Create a New Regional Agency and Governance Model	67
<i>Description</i>	67
<i>General Impacts</i>	68
<i>A. Operational Effectiveness and Accountability</i>	71
<i>B. Transparency in Policy Decision Making</i>	72
<i>C. Core Service Delivery and Financial Sustainability</i>	73
<i>D. Implementation Viability</i>	74
Option 7 – Enter into a Contract between ABAG and MTC to Consolidate Staff Functions under One Executive Director and Enter into an MOU to Pursue New Governance Options (Full Functional Consolidation)	76
<i>Description</i>	76
<i>General Impacts</i>	77
<i>A. Operational Effectiveness and Accountability</i>	79
<i>B. Transparency in Policy Decision Making</i>	81
<i>C. Core Service Delivery and Financial Sustainability</i>	81
<i>D. Implementation Viability</i>	82
Attachment A. Definition of Three Problems	84
Attachment B. Comparison of Planner Base Salaries	86
Appendix 1. Comparison of Employee Benefits	87

Tables

Table 1.	Options Analyzed.....	23
Table 2.	Analysis Criteria for the Evaluation of Options.....	23
Table 3.	Estimated Financial Impact of MTC Resolution 4210	28
Table 4.	Estimated Additional Annual Consulting Costs to be Shared by Both Agencies under Option 1.....	35
Table 5.	Estimated Financial Impact of Option 2	40
Table 6.	Estimated Financial Impact of Option 3	47
Table 7.	Estimated Financial Impact of Option 4	54
Table 8.	Estimated Near-Term Financial Impact of Option 6.....	69
Table 9.	Estimated Long Term Financial Impact of Option 6	70
Table 10.	Estimated Financial Impact of Option 7	78
Table 11.	Top-Step Base Salaries for ABAG and MTC Planners.....	86

Figures

Figure 1.	Graphic Depiction of MTC Resolution 4210	26
Figure 2.	Criteria Assessment Overview for MTC Resolution 4210	33
Figure 3.	Graphic Depiction of Option 1	34
Figure 4.	Criteria Assessment Overview for Option 1	38
Figure 5.	Graphic Depiction of Option 2	39
Figure 6.	Criteria Assessment Overview for Option 2	44
Figure 7.	Graphic Depiction of Option 3	45
Figure 8.	Criteria Assessment Overview for Option 3	51
Figure 9.	Graphic Depiction of Option 4	53
Figure 10.	Criteria Assessment Overview for Option 4	59
Figure 11.	Graphic Depiction of Option 5	61
Figure 12.	Criteria Assessment Overview for Option 5	66
Figure 13.	Graphic Depiction of Option 6	68
Figure 14.	Criteria Assessment Overview for Option 6	75
Figure 15.	Graphic Depiction of Option 7	77
Figure 16.	Criteria Assessment Overview for Option 7	83

Executive Summary

The Association of Bay Area Governments (ABAG) was formed in 1961 by the region's local jurisdictions, recognizing even then that the Bay Area had common issues that crossed jurisdictional boundaries that called for more comprehensive regional thinking. Unlike other major metropolitan areas in the country, when the federal government required that metropolitan areas create regional transportation planning agencies to better plan for and coordinate the distribution of federal transportation funds, the state legislature created a separate agency – the Metropolitan Transportation Commission (MTC) – to be the Bay Area's Metropolitan Planning Organization (MPO). Elsewhere in California, the local Council of Governments (similar to ABAG) was designated the MPO, creating a single, unified regional planning agency for those regions.

ABAG and MTC subsequently worked together over the decades, one largely focused on land use and related issues, the other focused on transportation. Because transportation and land use are inextricably linked, the agencies have occasionally worked voluntarily together on various comprehensive regional plans and strategies for the region's growth, and MTC has depended on ABAG for the regional land use forecasts that are the basis of transportation models. Periodically over the years, there have been efforts to combine the agencies into a single unified agency, but those efforts did not succeed.

With the adoption of SB 375 in 2008, the "voluntary association" between ABAG and MTC became a forced one. SB 375 required the agencies to produce a joint sustainable communities strategy (SCS) that would demonstrate how the region would reduce its greenhouse gases by encouraging a development pattern that reduced dependence on travel by car, and support that development pattern through transportation plans and investments. But as sometimes happens with forced relationships, by most accounts, it did not go smoothly. While the two agencies managed to work well enough together to produce Plan Bay Area (adopted in 2013), there were many bumps in the road on the way.

In 2015, as the agencies began work on the required update to Plan Bay Area, MTC felt there was a better way. Accordingly, in October 2015 MTC adopted Resolution 4210 (4210), which would create an integrated regional planning department by functionally consolidating MTC and most, but not all, ABAG planning staff into a single unit within MTC. As outlined in Resolution 4210, the respective SB 375 statutory responsibilities by ABAG and MTC for the development of the SCS, also known as Plan Bay Area (PBA) in the Bay Area, would remain the same after the functional consolidation of planning staff. The resolution reallocates MTC's funding to ABAG for this purpose back to MTC and provides transitional financial assistance to ABAG for the next five years to mitigate the impact.

This resolution was believed by MTC to be the best near-term approach to carry out the land use and transportation planning responsibilities set forth in SB 375, streamline the preparation process, and eliminate duplicative efforts between MTC and ABAG planning staff. Resolution 4210 also includes a provision to undertake a merger study to explore alternatives to the functional consolidation of planning staff and provides that, should the two agencies agree to an alternative, 4210 would not be implemented. The ABAG Administrative Committee adopted a resolution expressing support of MTC's resolution.

A joint committee (Joint Committee) composed of the ABAG Administrative Committee and the MTC Planning Committee was assigned responsibility for managing the merger study. In January 2016, MTC and ABAG hired Management Partners to conduct the merger study to examine the policy, management, financial, and legal implications associated with further integration, up to and including institutional merger between MTC and ABAG. The engagement also included the development of a merger implementation plan for any option selected by the Joint Committee. In the event that ABAG and MTC approve an alternative merger implementation plan prior to July 1, 2016, Resolution 4210 will not be implemented.

Since January, Management Partners has completed a range of activities including extensive interviews, many stakeholder meetings, research on alternative models and significant background research leading to this options analysis. This report provides the results of the options analysis as well as a recommendation for a path forward.

The Problem

Passed in 2008, SB 375 requires each of California's 18 Metropolitan Planning Organizations (MPOs) to include a sustainable communities strategy (SCS) in the Regional Transportation Plan (RTP), both of which are required to be approved and adopted by MTC. The SCS sets forth a vision for regional growth that takes into account the region's transportation, housing, environmental, and economic needs. The SCS is the blueprint by which each region intends to meet its greenhouse gas emissions reductions target. Plan Bay Area (PBA) is the region's first SCS. It was adopted by the ABAG Executive Board and MTC in July 2013. An updated Plan Bay Area must be completed by 2017.

Management Partners met with the members of the Joint Committee in January 2016 and held a facilitated discussion with the Joint Committee on January 22, 2016. Additionally, a six year financial forecast of both agencies was conducted which concluded that ABAG needs to address a financial structural shortfall in the near term and develop a financial strategy that can sustain the agency if it is to continue its mission within its existing structure and framework.

As a result of those interviews and that discussion, and after an extensive stakeholder outreach process, on March 25, 2016, Management Partners set forth the three problems we believe the merger study should address:

- 1. Preparation of the region's sustainable community strategy to reduce greenhouse gases is statutorily split between two regional agencies.*
- 2. Two agencies responsible for regional land use and transportation planning and associated services and programs are not formally linked by an integrated management, leadership, or policy structure.*
- 3. ABAG's ongoing ability to implement its mission is compromised by a continued reliance on discretionary revenue that will challenge its fiscal sustainability over the long term.*

Included within our problem statements was a list of consequences that we believe flowed from each of these problems. A complete description of the problems and their consequences may be found in Attachment A.

Conclusions about Implementation of MTC Resolution 4210 and Alternative Options

At the March 25 Joint Committee meeting, Management Partners presented nine options, which have since been modified and reduced to seven based on comments at the meeting and a review of commonalities of some options. Our conclusions and recommendation are based on a consideration of ABAG's emerging financial issues, a close review of the options that in our view best respond to the problems identified, our analysis of general impacts, and the application of criteria we developed to evaluate identified options. They are also based on our own experience working on government reorganizations and mergers in California and across the country.

A full analysis of each option including implications for legal, management, financial, employee and policy impacts may be found in the Options Analysis section of this report, which provides significantly more information. A summary of conclusions for the Implementation of MTC Resolution 4210 and each option are presented below, followed by our recommendation to the Joint Committee.

Implementation of MTC Resolution 4210 – Consolidation of Most Planning Functions in MTC

Implementation of Resolution 4210 (4210) would address the first problem identified as this study began: having a single agency staff accountable for the preparation of Plan Bay Area 2017 (PBA 2017) and future PBAs. Both ABAG and MTC face a formidable task as they try to work together to prepare the SCS and PBA. No other metropolitan area of the State operates with the bifurcation of duties seen in the Bay Area. There is a reason for this. Under current law it is difficult and cumbersome to do what needs to be done using two separate agencies with separate cultures, staff and orientations and distinct, but important policy interests. As noted by the MTC executive director in his September 18, 2015 memo to the Commission regarding PBA 2013: "we simply spent too much time arguing over matters ranging from high-level policy to low-level minutia because there was no ability to break ties other than by one agency bowing to the other's point of view." Elected officials are placed in the difficult role of "breaking ties" when disputes arise and project management is made exponentially more difficult. Implementation of Resolution 4210 would begin to address this problem and begin the process of establishing a larger, more comprehensive

planning department that could potentially address other issues facing the region. However, it would leave intact indefinitely the existing bifurcation in policy responsibility between the two agencies, and create a new bifurcation with staff in one agency trying to serve the needs and interests of a separate agency. While it is feasible for this arrangement to work, it would need to be accompanied by a clear work program that ensures that ABAG's statutory and policy responsibilities, interests and needs are addressed.

ABAG planners would be incorporated into a more financially stable organization with a different set of benefits and employee representation status.

Implementation of Resolution 4210 would change ABAG's historic role as the regional land use planning agency in the region and compound the impact and seriousness of a financially struggling agency. Most stakeholders in the region understand ABAG to be the organization that addresses the region's land use planning. It is perceived by most stakeholders as having a staff sensitive to local government interests, and its governing body as capable of representing the diversity of local government concerns. While ABAG would retain its policy role and statutory responsibilities following 4210, placing staff under the MTC administrative structure could lead to the perception that it has less influence.

Further, 4210 leaves three planning programs at ABAG:

1. The Regional Housing Needs Assessment (RHNA) process,
2. Resilience programs, and
3. The Bay Trail program.

The RHNA process is inextricably linked to a number of planning functions and cannot effectively be separated from the SCS process. Further, both ABAG and MTC support resilience programs that should be consolidated for efficiency, but more importantly, for effectiveness purposes. And the Bay Trail program is funded by MTC and is, in part, transportation related.

Although ABAG's Administrative Committee adopted a resolution expressing support for 4210, our meetings with local government officials indicate that most local governments remain very concerned about the consequences of implementing the resolution. MTC continues to be perceived as the regional transportation agency, which of course it is. To become the comprehensive regional planning agency, it will need to

modify its approach to planning to be more inclusive and responsive to local governments, and significantly broaden its mission. While these changes would be challenging for any organization, this level of change is certainly possible and will perhaps be furthered by the incorporation of ABAG staff that have performed these functions in the past.

Option 1 – No Structural Change

Option 1 would not resolve any of the problems identified for this study. Although increased collaboration and a conflict resolution process could improve the PBA 2017 process, it would not resolve the fundamental issues that flow from having two agencies with different missions, staffs and governing boards, which effectively have overlapping responsibilities for development of the SCS. It would not address the transparency and accountability issues of PBA 2013. It would not address the underlying fragility of ABAG’s funding structure which is overly reliant on grants and an annual allocation of money from MTC. From MTC’s perspective, this option would leave it with an indefinite financial responsibility with little control over costs or performance. While ABAG would likely continue to survive under this option, the lack of sufficient, secure funding means it cannot fully take on the critical role that councils of governments (COGs) play elsewhere in the country: helping the region to address the major issues that it faces.

Option 2 – Hire an Independent Planning Director to Manage all Planning Functions

Option 2 has the potential to address the desire for a more accountable and streamlined PBA process while leaving staff in their respective agencies. But it would achieve this goal by creating a highly unusual and fragile organizational and policy structure with substantial potential for dysfunction.

At the staff level, it would be very challenging for an independent planning director to gain the support and loyalty of staff who are coming from two different agencies. It would be equally challenging for that position to build an effective team with combined staff, especially if the project is of limited duration and agency staff will be expected to re-integrate into their respective agencies at the end of the PBA process. If the new “planning group” were given a wider and longer-term planning mandate, then the issue of how to integrate that planning work into the overall work of the two agencies would arise. The goal of having a unified vision and implementation strategy to address the region’s issues

would be very difficult to achieve under this unusual policy and organizational structure.

By leaving in place the current financing structure, this option would not address ABAG's financial condition in the long term, and would leave ABAG subject to MTC financing decisions in the future. From the MTC perspective, this option would leave it with an indefinite financial responsibility with little control over costs or performance. From the perspective of the new planning director, having both agencies agree to and fund a work program for the planning group is likely to be an annual challenge.

It would also perpetuate a regional planning process unlike anything seen in a major metropolitan area of the state.

Option 3 – Establish a New Joint Powers Authority (JPA) to Oversee all Planning Functions

This option has the potential to address the desire for a more accountable and streamlined PBA process, but at a cost. And, it will result in yet another government agency. Creating the new JPA will involve a significant effort in its own right, and is likely to trigger similar governance issues that are involved in creating a new comprehensive regional agency.

The first challenge is determining the common powers between the two agencies that could be delegated to the JPA. Determining the relationship between MTC and the new JPA in regard to the RTP is likely to be especially challenging because of the importance of the RTP to much of MTC's programmatic and project work. Whether this JPA may be able to undertake work on the larger issues facing the region would depend on the willingness of the parent agencies to authorize and fund such work or to allow the JPA to seek its own funds. But even if it were to undertake that work, those plans will need to be integrated into the programs of MTC and/or ABAG. There will continue to be a divided policy development and implementation process. Rather than that process being divided between two agencies, it would be between three.

As with the previous option, leaving in place the current financing structure would not address ABAG's already fragile finances, and would continue to leave ABAG subject to MTC financing decisions in the future. From the MTC perspective, this option would leave it with an indefinite financial responsibility with little control over costs or performance. From

the perspective of the JPA, having both agencies agree to and fund a work program for the JPA is likely to be an annual challenge.

Again this option would perpetuate a unique and separate planning approach, unlike any other in the state.

Option 4 – Create a New Regional Agency and Governance Model

Once a new agency is established, this option would address all three problems identified for this merger study: a more streamlined and accountable SCS process, a more unified and comprehensive approach to regional planning, and more secure and stable funding for regional planning. By creating a new agency rather than having one agency absorb another agency, it would allow an opportunity for all parties to agree on its mission and an equitable and representative governing structure (or structures).

A new agency would respond to the fundamental interests of the vast majority of stakeholders who are in agreement that the region would be better served by a more comprehensive approach to regional planning. A new agency also provides an opportunity for a more integrated, consistent, and comprehensive approach to all regional programs and services. With more cost-effective agency administration, a new agency would have additional resources to broaden its mission, become a partner with local governments, and address other issues of regional concern.

Until a new agency is established, ABAG would be required to address its financial instability. If an appropriate transition agreement could be reached through a contract with MTC, this option could also assist ABAG in addressing its financial issues through a more cost-effective administrative structure, a review of the cost effectiveness of some programs and services, and the incorporation of ABAG staff into a more financially robust, unified organization. Although Management Partners estimates significant administrative cost savings over time from implementation of this option, the impact on the new agency's finances from potentially absorbing ABAG liabilities will need to be fully assessed before it is implemented.

The biggest obstacle to moving forward is most likely the perceived need to solve the governance structure at the outset, and fear of the outcome. How will the interests of smaller local governments be balanced against the larger ones? The smaller jurisdictions want their interests and unique circumstances to be respected and their concerns recognized in any

regional agency. They believe this is achieved in the current ABAG governance structure, although ABAG's financial situation and SB 375 have mitigated its effectiveness.

The interests of the more populous cities and counties are that programs and funding serve those areas with the majority of the population of the region. These interests must also be recognized and respected in any governance structure. The large cities tend to believe that the MTC governance structure is more reflective of their interests, at least with respect to transportation planning and programming.

Local governments remain concerned that the effort to address regional issues places pressure on them to be responsive to regional concerns and priorities and erodes local control. The concern with governance also reflects the relatively large sums of money available for transportation projects in the Bay Area and the strong interest in their distribution around the region.

Balancing small and large jurisdiction interests of maintaining local control and of equitable distribution of transportation dollars are not unique to the Bay Area or to California. These tensions seem to be almost universal in regional agencies across the country. Elsewhere, these issues have been addressed through a variety of mechanisms, including special voting requirements for board decisions that help work towards consensus. While we have not surveyed the attitudes of local officials in the agencies profiled as part of this project regarding their respective regional agencies, our interviews with the executive directors indicated that the various decision-making systems in those agencies have worked relatively well to drive consensus.

Our survey of other regions also found many options for creating a single agency. In Chicago and in Washington DC, the MPO remains a separate entity with its own governing board, but with a single staff organization. The MPO Board acts with policy guidance from the larger umbrella organization, and in one organization, the MPO Board is considered a committee of the umbrella agency.

Management Partners believes the governance issue can be resolved with additional research about the effectiveness of different models, good will, and compromise. However, Option 4 would not address the presenting issue for this study: the desire for a more streamlined, transparent and accountable PBA 2017 process. By the time a new agency would be created, PBA 2017 would be close to completion or completed.

Option 5 – Create a New Comprehensive Regional Agency and Governance Model

Option 5 would achieve many of the same objectives as Option 4, and then some. It would allow for a much more comprehensive and unified approach to regional planning and to environmental protection. However, the already significant challenges involved in considering unification of ABAG and MTC would be exponentially increased by seeking to incorporate additional agencies.

If one was starting with the proverbial “clean sheet of paper” such an approach might be the best. Our concern with this approach is that perfection could become the enemy of better, and the Bay Area needs a better approach than it now has.

Option 6 – Execute a Contract between MTC and ABAG to Consolidate Planning Functions within MTC and Enter into an MOU to Create a New Regional Agency and Governance Model

Option 6 combines an initial phase of consolidating all planning staff followed by the creation of a new regional agency and governance structure. Both components (a contract and MOU) are intended to proceed simultaneously. As noted in Option 4, creation of a new regional agency would address two of the three problems identified by this study, and Option 6 would provide a near-term, partial solution to the third problem: a more streamlined and effective PBA 2017 process.

Option 6 would also address the stakeholder desire for a single agency responsible for planning the region’s future. A new agency also provides an opportunity for a more integrated, consistent and comprehensive approach to all regional programs and services. With more cost-effective administration, the new agency would have additional resources to broaden its mission, become a partner with local governments, and address other issues of regional concern.

Until a new agency is established, ABAG would be required to address its financial instability. If an appropriate transition agreement could be reached through a contract with MTC, this option could also assist ABAG in addressing its financial issues through a more cost-effective administrative structure, a review of the cost effectiveness of some programs and services, and incorporation of ABAG staff into a more financially robust, unified organization. Although Management Partners

estimates significant administrative cost savings over time from implementation of this option, the impact on the new agency's finances from potentially absorbing ABAG liabilities will need to be fully assessed before this option is implemented.

This option would also partially address having a more streamlined, accountable, and transparent PBA 2017 process by having a unified staff under a single director and executive director.

In addition to increasing staff accountability and reducing duplication of staff effort for PBA 2017, combining all planners into a single department should allow improvements to the policy process that prompt an increase in transparency and efficiency for decision makers. However, until a new agency and a new governance structure are created, policy decision-making will remain bifurcated and transparency may not improve significantly. Future PBAs would presumably fully achieve the goal of a more streamlined and transparent process under a unified agency.

With this option, Management Partners proposes transferring all ABAG planning staff to MTC, as there would be no basis for leaving the three programs at ABAG as proposed by 4210. By combining all planning, this option would allow the new planning department greater flexibility to undertake new initiatives in the near term while the new agency is being created.

As noted in the discussion about Option 4, the fundamental issue with creating a new agency revolves around the question of governance. It remains unclear whether there is the necessary consensus and trust among the region's local elected officials to move forward with creating a new regional agency and governance model. Entering into a memorandum of understanding (MOU) to do so would represent a formal agreement between the agencies to create a regional agency; however, depending on the rights and obligations set forth, it may or may not be legally binding.

Option 7 – Enter into a Contract between ABAG and MTC to Consolidate Staff Functions under One Executive Director and Enter into an MOU to Pursue New Governance Options (Functional Consolidation)

Both components of this option are intended to proceed simultaneously. This option would address two of the three identified problems and partially address the third. It would address the interest in having a more

accountable, streamlined and effective PBA 2017 process by combining all staff into one organization. Assuming appropriate agreements can be reached, this option could assist ABAG in addressing its financial challenges by allowing for a more cost-effective administrative structure, a realignment of programs and services, and the incorporation of all ABAG staff, programs and functions into a more financially stable and robust organization, with a different set of benefits and employee representation status. (The impact on current retiree benefits would need to be assessed.) Although Management Partners estimates significant administrative cost savings over time from implementing this option, the impact on MTC finances of absorbing ABAG staff and possible liabilities will need to be fully assessed before it is implemented.

ABAG would retain its role as a policy-making body, and would continue to provide oversight of its statutory responsibilities, as well as the services and programs under its purview. It would maintain its autonomy through a contract with MTC that sets forth roles and responsibilities, a work program and a budget to accomplish it. ABAG would have the authority to contract with consultants who can independently review work arising from staff to ensure it meets its interests and the intent of the contract. While the executive director would officially report to one oversight body (in this instance, the MTC Commission), Management Partners has seen many agencies where executive directors (or other chief executive officers) are responsible for meeting and balancing the interests of many competing stakeholder groups. In Washington DC and Chicago, the executive directors of the regional agencies have essentially two different governing boards whose interests they must address, and they have not indicated any significant issues in doing so. In other major regional agencies in the state, e.g., SACOG and SANDAG, the executive director must balance the interests of both the MPO and the COG, and does.

However, because there is no binding commitment to create a new regional agency or successor governance structure, this option would not address the issues associated with having two agencies with their own governing bodies responsible for the region's land use and transportation planning. This option proposes that the regional governance issue specifically be reconsidered at a designated date in the future. Nonetheless, adoption of this option could be perceived as a bridge forward toward that objective.

A Path Forward

Option 6 provides the greatest opportunity for addressing the three problems identified for this study, consistent with the principles set forth and presented to the Joint Committee. As said many times by different stakeholders, there is a need for the Bay Area to consider and address complex, major issues over the next 5, 10 and 40 years. Those issues require integrated, comprehensive thinking about land use, transportation, social justice, environmental quality, and resource limitations. The seeds to create this type of comprehensive approach exist within MTC and ABAG, but each organization also faces real and perceptual challenges in meeting this need, and neither can do it alone. In any event, the existing two-agency (and some would say, four- or five-agency) Bay Area planning structure with its limited agency purviews cannot effectively integrate and efficiently address those issues in a holistic and comprehensive manner.

Although MTC has been moving to broaden its mission as a result of SB 375 and other issues, it is seen by most stakeholders in the Bay Area as too focused on transportation funding, projects, and program implementation. That has appropriately been its mission since its inception, and changing that mission to address a broader range of regional planning issues will be challenging, but not impossible. Broadening its mission to own and provide a wider range of regional planning services will be hampered by the perception by some stakeholders that it is not sufficiently sensitive to local governments and its governing body is not representative of local government interests in the region.

At the same time, ABAG's influence and voice as the region's land use planning agency has been impacted in part due to SB 375, but also (and as important) because it lacks the financial foundation on which to build a more robust planning program that can address the issues facing the Bay Area. Because ABAG is so dependent on grants for its survival, it is forced to be reactive to grant-makers' priorities, rather than establish a coherent regional planning program that addresses the issues most important to it and its member agencies. Many stakeholders also see ABAG as hampered by its outdated and inefficient governance structure. Some members mistrust regional initiatives, which are perceived to be paralyzed by a focus on preserving local prerogatives (not land use authority).

Neither agency currently has the necessary support or resources to be an effective comprehensive regional planning agency. A new agency would, at the very least, be considerably more cost-effective and have a stable financial foundation. Gaining the necessary political support to create the agency will depend on defining an equitable governance structure that has the support of stakeholders.

As described in Option 4, the governance issues of concern here are the same across the country. Despite differences between regions, there seems to be some common strategies applied to address the regional governance concerns of small and large governments and those strategies seem to be effective. We want to emphasize that in at least two regions, the MPOs retained a different governance structure, but both were under the umbrella of a larger organization.

We believe there is considerable value to be added to this region by creating a new comprehensive and unified regional agency. As a result, we recommend Option 6 which contains a commitment to create a new regional agency and governance structure as best able to achieve that goal, while achieving some near-term improvements to the PBA 2017 process and future PBAs.

Recommendation 1. Direct preparation of an implementation action plan and begin implementing Option 6.

Based on the Joint Committee discussion to date, however, we also recognize that the political consensus and trust needed to move forward with creating a new regional agency and governance structure may not be there yet. Meanwhile, there is a need to address ABAG's financial fragility, to create a more streamlined and effective PBA 2017 process, and to establish a stronger, more integrated staff platform for addressing the complex issues facing the region. If adopting Option 6 is a "bridge too far" at this time, Option 7 may be a path forward.

Option 7 should establish a clear contractual commitment to provide staff support for ABAG functions, roles and responsibilities in the region in a manner that ensures ABAG's continued policy autonomy and independence. We believe this option would likely gain more support from local governments if it includes a strong commitment to consider the creation of a unified regional agency under a new governance structure at a specific point in the near term.

Recommendation 2. Direct preparation of an implementation action plan and begin implementing Option 7 (if Option 6 is rejected).

Setting the Context

Compared to other metropolitan regions in the state of California, the San Francisco Bay Area is unique in how it carries out regional land use and transportation planning. The Bay Area has two major regional planning agencies: the Association of Bay Area Governments (ABAG) and the Metropolitan Transportation Commission (MTC). The San Francisco Bay Area is the only major metropolitan area in the state that does not integrate land use and transportation planning within one institution. The reasons for this are primarily historical.

MTC was created by the California Legislature in 1970. It is the federally designated Metropolitan Planning Organization (MPO) and the state-designated Regional Transportation Planning Agency (RTPA) for the region. As the transportation planning, financing and coordinating agency for nine Bay Area counties, MTC collaborates with other public agencies to plan and finance the region's streets, highways, and transit network. It is responsible for preparing a regional transportation plan (RTP) every four years which, under SB 375, must include and support the sustainable communities strategy (SCS).

MTC annually programs and allocates roughly \$1.5 billion in transportation revenues and is responsible for an over \$8 billion debt portfolio. MTC also operates a suite of services to help travelers get around, including the 511 traveler information system, FasTrak® electronic toll collection, Clipper® transit fare card and the Freeway Service Patrol's fleet of roving tow trucks.

ABAG was formed by a Joint Powers Authority in 1961 and is a voluntary association of the Bay Area's 101 cities and nine counties. It serves as the region's council of governments (COG). As a comprehensive regional planning agency, ABAG works with local governments and stakeholders to develop forecasts of the region's housing; jobs and population growth; identify regional housing needs; address resilience and climate change issues; carry out regional social, economic and land use research; and prepare elements of the SCS. ABAG also provides special services to local governments, such as affordable housing and infrastructure financing, risk management and insurance, electricity and natural gas aggregation, energy efficiency programs, and emergency preparedness. These services are sometimes referred to as enterprise activities, because while they may be related or have some synergistic aspects, they are not directly related to core regional planning functions. They do help to spread overhead costs and are a benefit to member jurisdictions and to the region.

Because the functions of an MPO and COG are typically consolidated within a single organization in major metropolitan areas in the state of California and because MTC and ABAG perform shared or otherwise linked legislative responsibilities, the idea of consolidating or merging these two organizations has arisen on multiple occasions over the last few decades.

Plan Bay Area and SB 375

AB 32, California's Global Warming Solutions Act of 2006, was the State's seminal response to the challenge of global climate change. SB 375 passed in 2008 directs the Air Resources Board to set regional targets for the reduction of greenhouse gas (GHG) emissions. Aligning these regional plans is intended to help California achieve GHG reduction goals for cars and light trucks under AB 32. SB 375 builds on the existing framework of regional planning to tie together the regional allocation of housing needs and regional transportation planning in an effort to reduce GHG emissions from motor vehicle trips.

Because the existing regional transportation planning and housing allocation processes are overseen by local elected officials selected by their peers to serve on regional agency boards, the law is intended to ensure that cities and counties are closely involved in developing an effective plan for the region to achieve the targets. Essentially the legislature used the transportation planning and regional housing allocation process, which is housed in the same agency in every other metropolitan area of the state, to implement new SB 375 requirements to develop an SCS.

Implementation of SB 375 was a huge challenge for metropolitan areas in the State, and an even bigger challenge in the Bay Area because ABAG and MTC had overlapping authority over SCS-related functions. Therefore, in SB 375 legislation, the state outlined the corresponding roles of ABAG and MTC in preparing the SCS, as well as joint responsibilities.

ABAG's statutory responsibilities

- Identify the general location of uses, residential densities, and building intensities within the region;
- Identify areas within the region sufficient to house the existing and projected population, considering state housing goals; and
- Gather and consider the best practically available scientific information regarding resource areas and farmland.

MTC's statutory responsibilities

- Identify a transportation network to service the transportation needs of the region, and
- Allow the regional transportation plan to comply with Section 176 of the federal Clean Air Act.

Joint statutory responsibilities

- Set forth a forecasted development pattern for the region which, when integrated with the transportation network, will reduce greenhouse gas emissions.

The Bay Area is the only major metropolitan area in the state where preparation of the SCS is statutorily assigned to two different agencies.

Development of the SCS in the Bay Area (called Plan Bay Area) was challenging for the region, MTC and ABAG. While the reasons for this are complex (both policy and administrative), the challenges were significantly compounded by a basic problem: Which agency has responsibility and authority to complete the SCS?

Merger Study

In October 2015 MTC adopted Resolution 4210, which would create an integrated regional planning department by functionally consolidating MTC and most, but not all, ABAG planning staff into a single unit within MTC. As outlined in Resolution 4210, the respective SB 375 statutory responsibilities of ABAG and MTC would remain the same after the functional consolidation of planning staff.

This resolution was believed by MTC to be the best near-term approach to carry out the land use and transportation planning responsibilities set forth in SB 375 and reduce duplication of effort between the MTC and ABAG planning staff. Resolution 4210 also includes a provision to undertake a merger study to explore alternatives to the functional consolidation of planning staff and provides that, should the two agencies agree to an alternative, 4210 would not be implemented. The ABAG Administrative Committee also adopted a resolution expressing support of MTC's resolution.

In January 2016, MTC and ABAG hired Management Partners to conduct a merger study to examine the policy, management, financial and legal implications associated with further integration, up to and including institutional merger between MTC and ABAG. This engagement also

includes the development of a merger implementation plan for a single model selected by the Joint Committee.

As noted in Resolution 4210, in the event that ABAG and MTC approve an alternative merger implementation plan prior to July 1, 2016, Resolution 4210 will not be implemented.

Major Study Activities Leading to the Options Analysis

Since January, Management Partners has concluded the following major activities to assist in our analysis and the Joint Committee's consideration of merger options:

- Conducted individual interviews with all Joint Committee members, MTC and ABAG executive directors, deputy directors and planning directors;
- Conducted a workshop with the Joint Committee;
- Prepared a merger study project website at mtcabagmergerstudy.com;
- Held separate focus groups with MTC and ABAG planning staff;
- Met with employee representatives for each agency;
- Provided eight major metropolitan land use and transportation agency profiles (including MTC and ABAG) to provide information about major functional responsibilities and governance structures;
- Implemented a stakeholder engagement plan that involved three regional forums and 28 separate meetings with elected officials, nongovernmental organizations, other regional agencies, and local jurisdiction professional staff, and provided a summary of the themes and comments;
- Deployed an electronic survey for all city, town and county elected officials as well as BART and AC Transit Boards regarding regional land use and transportation planning in the Bay Area;
- Completed a five-year financial forecast for MTC and ABAG;
- Drafted a set of principles to guide the merger study options; and
- Drafted three problem statements, a range of options to address them, and a set of evaluation criteria.

The results and documentation of these activities were provided to the Joint Committee at their February and March 2016 meetings.

ABAG and MTC Financial Forecast

As part of the merger study, Management Partners performed a third-party, six-year financial forecast (FY 2014-15 through FY 2021-22) for both MTC and ABAG under two scenarios.

1. *Funding Framework for 2014 (Funding Framework)*. The first scenario was based on the funding framework described in a June 18, 2014 memo from the MTC executive director entitled *Revised Funding Agreement for MTC/ABAG Joint Planning, Research and Administrative Facilities*. The memo sets forth a Funding Framework that would guide future funding agreements for continued MTC support of the ABAG planning function.
2. *Implementation of MTC Resolution 4210*. The second scenario examined the impact on both agencies following the implementation of MTC Resolution 4210.

Both financial forecasts were presented at the March 25, 2016 meeting of the Joint Committee to inform the discussion about the organizational options analyzed in this report.

Under both scenarios, the six-year financial forecast for MTC indicated an ongoing shortfall due to higher pension costs and the loss of Proposition 84 planning grants. However such a short term deficit is not a significant concern because MTC maintains appropriate reserves and should be able to manage these impacts within their overall budget resources over the next six years. The fiscal outlook for MTC under both forecast scenarios is sound and stable.

The financial forecasts for ABAG revealed that with or without the implementation of MTC Resolution 4210, ABAG faces an existing structural shortfall that is significant, but manageable, should it take appropriate and timely corrective action. ABAG's reserves are already low and the available balance projected in FY 2016-17 leaves the agency's balance at 2.6% of total expense, which is exceptionally low for any public agency.

ABAG's budget is built on limited discretionary income and a reliance on grants, as well as its contract with MTC. With low reserves, it faces financial challenges that will need to be addressed regardless of the outcome of the merger study. Implementation of Resolution 4210 will compound the problem. ABAG staff and the Executive Board will need to address the current structural shortfall in the near term and develop a

financial strategy that can sustain the agency if it is to continue its mission within the existing structure and framework.

Employee Compensation, Benefits and Representation

Employee compensation and benefits are an important part of this discussion and to ensure a full understanding of the differences between the two agencies, the following documents are attached to this report as information.

- Appendix 1 contains a comparison of the benefits provided to employees of the two agencies.
- Attachment B provides a comparison of base salaries for the planning staff of each agency.

MTC employees are not affiliated with a union. The employee group, the Committee for Staff Representation (CSR), is responsible for all labor and employee relations. ABAG employees are affiliated with SEIU Local 1021, which represents them in all labor and employee relations.

Options Analysis

This report analyzes seven alternative options for how MTC and ABAG could perform regional land use and transportation planning in the Bay Area, as well as the implications associated with the functional consolidation of planning staff within MTC under Resolution 4210.

Merger Study Principles

Based on outreach and discussion with members of the Joint Committee, elected officials and other stakeholders, Management Partners established nine principles to guide our analysis of alternative organizational options.

1. Provides a sustainable, integrated and transparent land use and transportation planning function.
2. Improves the efficiency and effectiveness of regional land use and transportation planning, services, and programs.
3. Increases the transparency of regional land use and transportation policy decisions.
4. Sustains or expands core agency services, operations and programs.
5. Expands opportunities for broader stakeholder engagement in regional planning.
6. Sustains the representative voice of cities and counties.
7. Promotes comprehensive regional planning in the Bay Area.
8. Preserves local land use authority.
9. Provides an equitable and predictable transition for current and retired employees.

These principles were developed to guide the analysis of *this study*. Should a new regional governance structure be pursued, it is likely these principles would be modified or expanded.

List of Options

At the March 25 meeting, nine options were presented. Following the discussion at the meeting and a subsequent review of the options, these have been reduced to seven. Options designated as 9 and 10 were deemed to have a number of commonalities and the differences were nuanced, so they were consolidated and reframed slightly differently. A summary of the seven options provided in this report is presented in Table 1.

Table 1. Options Analyzed

Option	Short Description
MTC Resolution 4210	Consolidation of most planning functions in MTC
Option 1	No structural change
Option 2	Hire an independent planning director to manage all planning functions
Option 3	Establish a new joint powers authority (JPA) to oversee all planning functions
Option 4	Create a new regional agency and governance model
Option 5	Create a new comprehensive regional agency and governance model
Option 6	Execute a contract between MTC and ABAG to consolidate planning functions within MTC and enter into an MOU to create a new regional agency and governance model
Option 7	Enter into a contract between ABAG and MTC to consolidate staff functions under one executive director and enter into an MOU to pursue new governance options (functional consolidation)

Resolution 4210 is scheduled to take effect on June 1, 2016, if no other option is selected by the Joint Committee.

Analysis Framework

To facilitate a comparison of options, Management Partners developed a set of criteria, presented in Table 2, which enabled a quantifiable assessment of the merits of each option in five general areas.

Table 2. Analysis Criteria for the Evaluation of Options

A. Operational Effectiveness and Accountability
1. Streamlines the SCS/PBA preparation process in the short term
2. Clarifies and streamlines staff roles and responsibilities regarding the SCS/PBA process in the long term
3. Fosters accountability for performance
4. Integrates regional land use and transportation planning more effectively
5. Integrates regional land use and transportation programs and services more effectively
6. Expands career opportunities for agency staff
B. Transparency in Policy Decision Making
7. Streamlines policy roles and responsibilities regarding the SCS/PBA process
8. Increases the transparency of regional land use and transportation policy decisions
9. Encourages the efficient use of elected officials' time in support of effective decision making
10. Encourages representative decision making
11. Provides greater opportunity to address complex regional issues

C. Core Service Delivery and Financial Sustainability
12. Maintains or provides opportunity to expand core services and programs
13. Supports agency financial sustainability
14. Maintains administrative support for programs and services
D. Ease of Implementation*
15. Requires legislative action
16. Requires approval on new governing body
E. Implementation Support*
17. Retains ability to recruit and retain qualified, committed staff
18. Maintains benefits for current retirees
19. Addresses stakeholder interest in a unified regional planning agency
20. Fosters support by local governments in the region

**Within the narrative of the report, Ease of Implementation and Implementation Support are combined under the overall heading of Implementation Viability, as each is an important aspect of implementation.*

These criteria reflect input collected during interviews and meetings with members of the Joint Committee, Bay Area elected officials, MTC and ABAG staff, professional staff at local jurisdictions, non-governmental stakeholder organizations, and the general public.

Management Partners evaluated each option based on the degree to which it meets the 20 criteria using a *high, medium, or low* scale.

After weighting the criteria by level of importance, we calculated how well it meets the established criteria in each of the five major areas along a ten-point scale. The two areas involving implementation were scored separately, but are combined within the narrative of the report under the heading Implementation Viability.

We do not recommend ranking the options by adding up the scores for the five major areas. For example, Option 5 is rated fairly high in several areas but may not merit further consideration due to its extremely low rating in regard to one area, ease of implementation. Other options may not have a high overall rating, but be strong candidates because they achieve certain goals or achieve a high ranking in a critical area. The numerical ratings are our best professional judgment in applying a range of criteria and provide a snapshot of how well the option meets the criteria in that area.

Option Profiles

In the following pages, each option is explored separately within a single profile that presents:

- A description of the option and its key features;
- A review of the financial, policy, legal and employee impacts associated with the option;
- A qualitative assessment of the degree to which the option meets the established criteria; and
- A quantified snapshot of how well each option meets the established criteria across five major areas. Each area is given a rating along a ten-point scale. (*A ten means the option meets all criteria within that area and one means the option does not meet or does little to meet the criteria within that area.*)

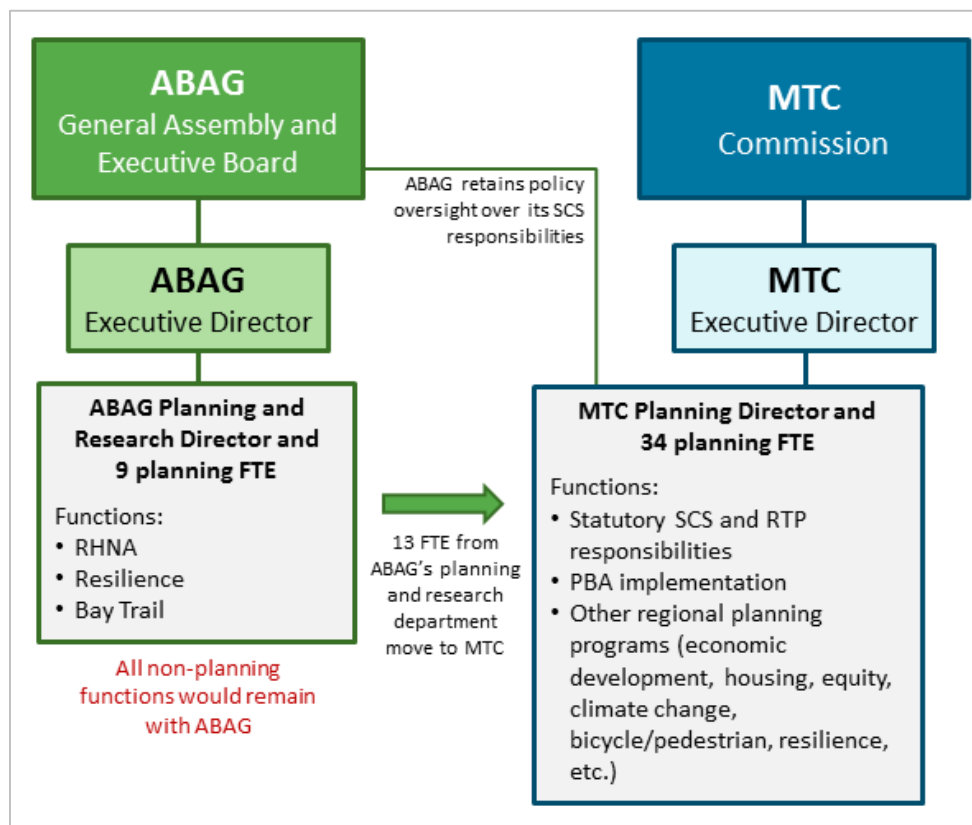
Implementation of MTC Resolution 4210 – Consolidation of Most Planning Functions in MTC

Description

Implementation of MTC Resolution 4210 consolidates most regional planning functions within MTC. Thirteen planning positions would be created in MTC and offered to ABAG incumbents. Nine planning positions would remain in ABAG, primarily in support of three programs including preparation of the Regional Housing Needs Allocation (RHNA). The resolution provides a five-year annual transition payment to ABAG, but otherwise eliminates MTC's current funding framework in support of ABAG planning activities.

MTC and ABAG would remain separate, independent agencies, including their respective mission, governance structures, legal and statutory duties, responsibilities and authorities. ABAG would statutorily continue to be responsible for those activities set forth in SB 375 regarding preparation of the SCS. Figure 1 provides a graphic depiction of this option.

Figure 1. *Graphic Depiction of MTC Resolution 4210*



Note: For clarity, the graphic only depicts a brief summary of planning unit functions (not the full range of ABAG's and MTC's responsibilities).

General Impacts

Legal

Technically, there is no change to MTC or ABAG's statutory duties, responsibilities and authorities. The governance and decision making structure would remain the same. With most staff planning functions transferred to MTC, however, ABAG legal counsel's ability to advise ABAG's governing body on regional land use and housing issues as they emerge will be constrained under this structure. While the planners in MTC may be able to access ABAG legal counsel for consultation, it will be challenging for that position to provide influence and direction if it is contrary to that provided by MTC management and legal counsel.

Financial

MTC – Resolution 4210 would add approximately \$2.4 million in salary, benefit, and other post-employment benefits (OPEB) costs, and another \$1.2 million in indirect costs. This \$3.6 million, combined with \$1.75 million in transition funding and tenant improvements, results in a net cost increase of approximately \$1 million annually compared with \$4.3 million in commitments under the 2014 Funding Framework. Transition funding of \$1.2 million would continue through FY 2021-22, the same year that funding of ABAG tenant improvements for the new San Francisco offices terminates.

Assuming no adjustments, MTC's total reserves are projected to decline from \$36.7 million in FY 2014-15 to \$26.5 million in FY 2021-22. The agency's unrestricted balance declines from \$23.1 million in FY 2014-15 (38% of total expense) to \$9 million in FY 2021-22 (16% of total expense). A significant reason (but not the only reason) for this net ongoing decline in balance is that MTC will be paying both transition funding to ABAG and the cost of the 13 new planners over the five-year period of FY 2016-17 through FY 2020-21. In addition, higher pension costs are expected, and Proposition 84 grants will no longer be available. However, MTC's reserve levels are prudent, and thus are expected to provide a sufficient cushion for the agency to develop a plan over the forecast period to address this shortfall.

ABAG – The reduction of 13 planning positions would reduce salary, benefit and OPEB costs by approximately \$2.4 million. Additionally, \$1.1 million in indirect costs currently allocated to the existing MTC contract would have to be spread over remaining grants and programs, or the agency would have to make cuts in overhead. MTC funding for planning services would be reduced from \$3.8 million to \$1.2 million, a loss of \$2.6 million. The unfunded pension liability costs assigned to the 13 positions (\$230,000 annually) must still be paid to CalPERS, so these costs are effectively reallocated over fewer remaining positions. Assuming no other cuts are made, this will result in a net overall annual budget shortfall of \$440,000 in FY 2016-17.

After the transition funding ends in FY 2021-22, the net loss will rise to \$1.7 million. Without any corrective action, the combined impact of the preexisting structural shortfall caused by higher projected pension costs, and the implementation of MTC Resolution 4210, would reduce

ABAG's available fund balance from \$1.8 million in FY 2014-15 (5% of total expense) to a \$4 million deficit in FY 2021-22.

Table 3 summarizes the impact of Resolution 4210 in both FY 2016-17 and the year following the end of transition funding (FY 2021-22). These impacts isolate only the impact of Resolution 4210 and exclude impacts of other changes such as increased pension costs and loss of Proposition 84 funding.

Table 3. *Estimated Financial Impact of MTC Resolution 4210*

	Assumes 50% Split in New Costs		
FY 2021-22	MTC	ABAG	Joint
Direct Cost Change	\$4,180,890	(\$2,365,673)	\$1,815,217
Framework	(4,091,000)	4,091,000	-
Transition Funding	-	-	-
Net Cost (Savings)	\$89,890	\$1,725,327	\$1,815,217
FY 2016-17	MTC	ABAG	Joint
Direct Cost Change	\$3,577,432	(\$2,162,171)	\$1,415,261
Framework	(3,798,000)	3,798,000	-
Transition Funding	1,200,000	(1,200,000)	-
Net Cost (Savings)	\$979,432	\$435,829	\$1,415,261

Management

Consolidation of most planning functions under one planning director would streamline preparation of the SCS and result in efficiencies and greater effectiveness in the allocation of planning staff resources across the board. The MTC planning director (and MTC executive director) as well as the consolidated staffing function would also be accountable for performance and most staff work in support of regional land use and transportation planning in the region. The MTC planning director reports to the MTC executive director, but also would oversee and provide staff support to the ABAG General Assembly, Executive Board and other ABAG Committees currently involved in regional land use planning and programs.

The consolidated planning function would also be responsible for the delivery of regional planning services to local governments (although these are not as yet defined). Since ABAG's SB 375 and other land use statutory duties as well as its current mission would not change, the MTC planning director and planning staff would effectively also be accountable to a policy body (ABAG) that has no formal relationship to MTC management or its policy structure.

Existing Employees

Representation Status – ABAG planning staff moving to MTC would be represented by the existing MTC employee group unless the entire MTC collective bargaining unit was organized

and employees elected to be represented by a union. For a bargaining unit to become represented by a union, employees would first need to present evidence of the desire to be represented through a card check process or by signing petitions. If the percentage of employees required by MTC's Employer-Employee Relations Policy so indicate their interest in being represented, an election would then be held. Typically administered by the state, the election would result in all of the employees in the bargaining unit being represented by the selected union if 50% plus one of the employees in the unit voted affirmatively for such an affiliation.

Compensation – Depending on the position into which they transitioned, ABAG planners moving to MTC would likely see an increase in compensation as MTC salaries for analogous classifications are higher.

Benefits – Any ABAG planners moving to MTC would pay more for health, dental and vision benefits and would receive more vacation days per year. ABAG fiscal issues may impact remaining ABAG employees over time. These would be subject to the meet and confer process.

Retirement Plan – Any ABAG employees moving to MTC would:

- Be eligible for the MTC retirement plan. The only difference in the plans is that the MTC plan includes a survivor benefit and has a maximum 3% annual COLA as compared to ABAG's 2%.
- See an increase in their retirement contribution. "Classic" ABAG employees currently contribute 1% (increasing to 3% over the next two years), while "Classic" MTC employees contribute 5.73% (scheduled to increase to 8%). New Plan ABAG employees contribute 6.25% while those in MTC contribute 6.5%.
- Upon retirement, pay 5% of their monthly retiree health premium (currently, ABAG pays the entire premium).
- No longer be subject to Social Security contributions being deducted from their pay.

Retiree Health – ABAG fiscal issues could have an impact over time on existing and future ABAG retiree health plans. ABAG employees hired since July 1, 2009 would move from receiving the PEMCHA minimum contribution plus \$100 per month (retirement medical savings account) to the retiree medical benefits equivalent to those of current MTC employees.

Policy

MTC would be overtly assuming major regional planning policy roles and responsibilities, although the scope would need to be sorted out with the implementation of MTC Resolution 4210. Technically, ABAG would retain its statutory responsibilities over the SCS as well as RHNA, but it will need to be made clear what other areas of regional planning MTC would assume with the transfer of most of the planning functions. MTC will provide staff support for ABAG's regional land use responsibilities; technically, however, there will be little formal change to the bifurcated strategic and policy direction for regional land use and transportation

planning and related programs between two agencies not formally linked by an integrated leadership or policy structure.

A. Operational Effectiveness and Accountability

Implementation of 4210 would consolidate much of the planning and implementation responsibility for PBA, and bring several other planning programs to the MTC Planning Department. Implementation of 4210 would leave the Regional Housing Needs Allocation, some Resilience Planning work and the Bay Trail in ABAG, as well as ABAG's other non-planning programs.

Implementation of 4210 would clarify and streamline staff roles and responsibilities for PBA and increase accountability. However, 4210 would leave the housing allocations that are fundamental to PBA with ABAG staff. The RHNA process is on an eight-year cycle and will next be undertaken for the 2021 update of PBA, meaning the process is likely to begin sometime in 2018 or early 2019, and will not affect the PBA 2017 process. The role of the planners proposed to remain at ABAG until the RHNA process begins in earnest has not been established. ABAG staff have indicated that once RHNA begins, the community and jurisdictional engagement typically part of the RHNA process would require more than the two staff proposed under Resolution 4210 to remain at ABAG.

Both agencies are currently involved in different aspects of resilience planning: MTC is involved with the transportation network; ABAG is involved with land use. An opportunity for a more holistic and comprehensive approach to resilience will not be addressed through implementation of 4210.

Implementation of 4210 would allow for a single planning department that could integrate regional land use and transportation planning more effectively. However, many stakeholders and elected officials have voiced concerns about integrating land use planning into a transportation agency. The vast majority of stakeholders engaged in this process have stated that ABAG demonstrates a greater sensitivity to the diverse interests of local government, and has been significantly more engaged than MTC in addressing these interests as part of the PBA process.

Because neither ABAG nor MTC have land use authority, regional plans are implemented jurisdiction by jurisdiction. Sensitivity to local concerns can help foster jurisdictional support for PBA and ultimately help with implementing increased integration of regional land use and transportation. For MTC to become the comprehensive regional planning agency for the Bay Area, it will need to modify its approach to planning to be more inclusive and responsive to local governments, and significantly broaden its mission. While these changes would be challenging for any organization, this level of change is certainly possible and will perhaps be furthered by the incorporation of ABAG staff that have performed these functions in the past.

Implementation of 4210 would significantly increase the size of the Planning Department at MTC and thereby increase career opportunities for staff.

B. Transparency in Policy Decision Making

Implementation of 4210 would establish clear lines of responsibility and decision making for staff, but leave policy divided between the two agencies. MTC staff would report to the ABAG policy structure regarding those issues under ABAG's purview, and to the MTC policy structure for those issues under MTC's purview. Having only one staff group and a clear line of staff authority over the process should lead to fewer conflicts needing governing body review. A combined staff can also better monitor the committee review process to try to limit the duplication of effort by committee, and by staff.

While duplication of effort in regards to MTC/ABAG committees can be reduced, the existing bifurcation of responsibilities between the two policy bodies would continue under 4210. This could lead to a continued lack of transparency in decision-making identified by stakeholders as a concern for PBA 2013 based on the lack of clear policy responsibility. The PBA process would still involve two agencies with their own committee/policy structure and potentially inefficient use of elected official's time.

Implementation of 4210 could also lead to inefficiency related to resolving disagreements between the two policy bodies about the allocation of staff resources for the PBA process. For example, ABAG could request that significantly increased staff resources be devoted to outreach to the public and/or to local jurisdictions, while MTC may decide that such outreach is not cost-effective or warranted. Increased collaboration and shared agreements could mitigate this issue.

Since ABAG and MTC would retain their respective roles with regard to PBA 2017 under 4210, whether PBA 2017 is seen as a product of "representative decision making" would be similar to the perception of PBA 2013, assuming both agencies choose to adopt PBA. (Under state law, the MPO is required to prepare an SCS as an integral part of its RTP.) However, should that practice change and MTC not receive ABAG's support for PBA 2017, local governments may be less supportive of the plan.

Implementation of 4210 could lead to an opportunity to address more complex regional issues, as it could increase the staff resources available for such work. By reducing duplication of effort and allowing for a more streamlined PBA process, the level of staffing necessary for PBA 2017 should be reduced compared to PBA 2013. Assuming no reduction in staff, and fewer resources needed for PBA 2017, there should be increased staff resources available to undertake new initiatives. Even without assuming PBA staff cost savings, MTC has greater financial resources at its disposal than ABAG, and therefore has greater flexibility to undertake new initiatives, without necessarily seeking outside grants.

While MTC will have the ability and the resources to do more comprehensive regional planning, undertaking a wider range of planning activities will require MTC to redefine itself as more than a transportation agency, something it has already begun to do under the impetus of SB 375.

C. Core Service Delivery and Financial Sustainability

The financial analysis undertaken by Management Partners indicates that implementation of 4210 would lead to some increased costs to MTC, but that it should not affect MTC's ability to provide its core services and programs. Implementation of 4210 would not affect MTC's financial stability or its ability to provide administrative support for programs and services.

Implementation of 4210 would remove staff from ABAG that are currently responsible for what many of its member agencies consider to be one of its core services: regional land use planning. While the enlarged MTC Planning Department may be able to effectively replace the ABAG staff and provide equivalent or even better service, ABAG's loss of staff control is likely to be perceived as making ABAG less able to influence and be effective in its regional land use planning role. The combined impact of ABAG's pre-existing structural deficit, its reliance on discretionary revenues, and the implementation of MTC Resolution 4210 is projected to result in a \$4 million deficit in FY 2021-22. Should a reduction in grants and service programs, or dues collection levels be experienced, the projected impact will worsen.

D. Implementation Viability

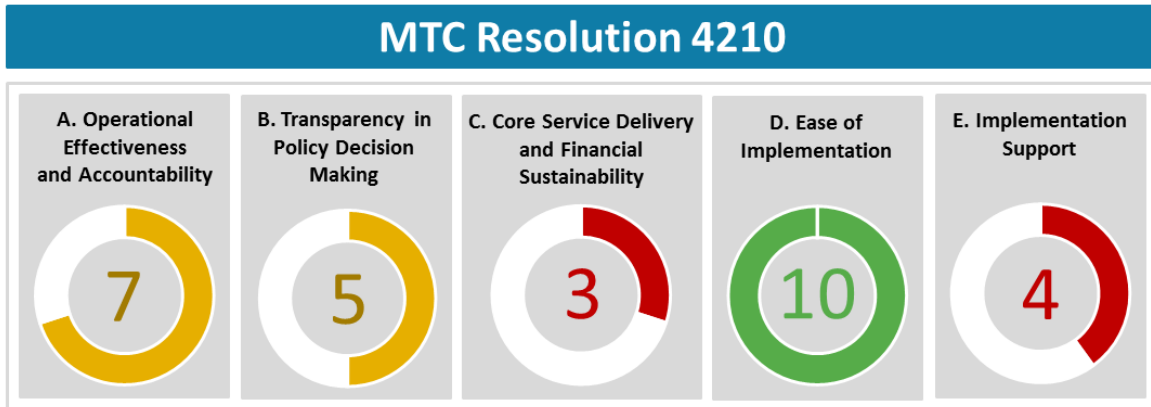
Implementation of 4210 would not require any legislative action as MTC has already adopted the resolution and the ABAG Administrative Committee expressed support for it (in conjunction with a commitment to undergo this merger study). A new funding framework (agreement) would likely ensue to set forth the transition funding committed to in the resolution. Such an agreement could describe the regional planning services to be provided to ABAG beyond those required by SB 375.

MTC may be perceived as a more attractive agency than ABAG with respect to compensation and some benefits by ABAG planning staff; however, the issue of non-affiliation with a union may be a negative factor. Strong leadership and a careful transition plan will be needed for ABAG and MTC planning staff to consolidate into a well-functioning team. Remaining ABAG employees as well as retirees will be concerned about the ability of ABAG to continue its financial obligations to its current compensation and retirement plans.

Implementation of 4210 would conceptually address the strong stakeholder interest in a unified regional planning agency since a single organization would have the vast majority of regional planning responsibility. However, the continued existence of two policy bodies with no change in their regional planning statutory responsibilities will limit the full integration of regional planning. Based on stakeholder meetings, implementation of 4210 is unlikely to be favorably received by most elected officials in the region. While they may believe having two separate staff and agencies responsible for PBA and regional planning generally is not efficient (and maybe not effective), perceptions about MTC's organizational culture and its ability to respond to local government's interests regarding regional planning issues are likely to be of major concern.

Based on the above criteria analysis, Figure 2 presents the overall numeric assessment for MTC Resolution 4210 across five major areas.

Figure 2. Criteria Assessment Overview for MTC Resolution 4210

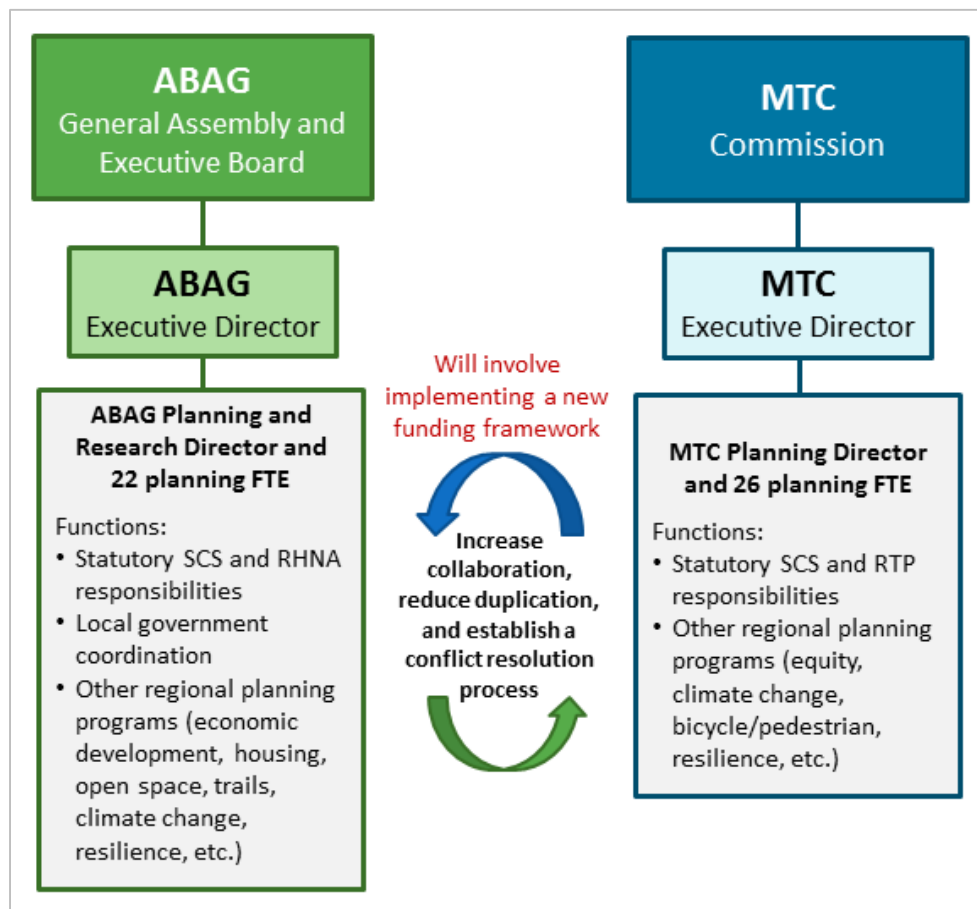


Option 1 - No Structural Change

Description

Maintain MTC and ABAG as separate, independent agencies, including their respective mission, governance structures, legal and statutory authorities. Increase collaboration through a formally adopted conflict resolution process and facilitated sessions between the agencies to improve and streamline the Plan Bay Area process and other regional planning efforts. Review each agency’s planning work programs to reduce duplication and improve the effectiveness of those with overlapping services, goals and objectives. This option would require an ongoing funding framework by MTC to support ABAG planning services. Figure 3 provides a graphic depiction of this option.

Figure 3. Graphic Depiction of Option 1



Note: For clarity, the graphic only depicts a brief summary of planning unit functions (not the full range of ABAG’s and MTC’s responsibilities).

General Impacts

Legal

With no change in either agency’s statutory roles or responsibilities, there would be no legal impact.

Financial

It is assumed that existing grants and funding sources and the June 2014 Funding Framework would continue over the forecast period of FY 2015-16 through FY 2021-22 with the tenant improvement portion concluding in FY 2020-21. There would be no organizational or governance change, but a formal conflict resolution process to facilitate improved inter-agency cooperation and resolve disputes may range from \$50,000 to \$200,000 in additional consultant costs annually. There may also be an impact on the time of current employees to develop and oversee the conflict resolution process. Taking into account both sources of costs we estimate a total cost of approximately \$200,000 across both agencies, as indicated in Table 4.

Table 4. Estimated Additional Annual Consulting Costs to be Shared by Both Agencies under Option 1

	Assumes 50% Split in New Costs		
	MTC	ABAG	Joint
Conflict Resolution Process	\$100,000	\$100,000	\$200,000
Net Cost (Savings)	\$100,000	\$100,000	\$200,000

Management

Preparation and management of a Sustainable Community Strategy, including a forecasted development pattern for the region, would continue to be managed by two different agencies under the leadership of two planning directors and two executive directors. Facilitated team-building could clarify duties and responsibilities and lead to formal, shared agreements about performance, accountability and cost-effective use of staff resources.

Existing Employees

Representation Status – There would be no change in representation status for either group of employees.

Compensation – There would be no change in compensation for either group of employees.

Benefits – There would be no immediate change in benefits for either group of employees. ABAG fiscal issues may have an impact on existing ABAG employees which would be subject to the meet and confer process.

Retirement

- There would be no change in current retirement benefits for either group of employees.
- There would be no immediate change in the current employee retirement contribution rate for either group of employees. ABAG fiscal issues may require a change, which would be subject to the meet and confer process.
- There would be no immediate change in the current retiree health benefits for either group of employees. ABAG fiscal issues could have an impact over time on existing and future retiree health plans.
- There would be no change in Social Security coverage for either group of employees.

Policy

No structural change would continue the bifurcated strategic and policy direction for regional land use and transportation planning and related programs between two agencies not formally linked by an integrated leadership or policy structure. Improved collaboration and teambuilding may result in better and more consistent communication to elected officials, as well as a more effective allocation of responsibilities that take advantage of the strengths of each organization. Improving the accountability and transparency regarding decision making by elected officials across two agencies on issues that cross boundaries will continue to be challenging.

A. Operational Effectiveness and Accountability

This option assumes that the agency staff will work together to improve and streamline the PBA process, clarify roles and responsibilities and reach agreement as to accountability. It also assumes that a formal conflict resolution process will be adopted to address disputes between the two agencies. While improvements could be made in the PBA development process through increased collaboration and dispute resolution, there are structural issues associated with having two agencies working on the same project without a single line of authority that would be difficult to fully resolve. The project will continue to involve two agencies under two planning directors and two executive directors. It is likely there will continue to be questions about who is accountable for what part of the PBA process and the PBA product. Implementation of a conflict resolution process may allow for less protracted and heated disagreements between the two agencies, but implementation of that process itself takes time and can delay progress. This option is unlikely to substantially improve operational performance and accountability.

Option 1 will leave each agency with its separate focus and is unlikely to better integrate regional planning functions or services. It would not further integrate regional land use and transportation planning in the region. This option will retain the status quo in regard to career opportunities within each agency.

B. Transparency in Policy Decision Making

Under PBA 2013, the role of the many policy committees related to PBA seems to have not been clearly defined and many committees were engaged in various aspects of PBA, frustrating stakeholders (including local agency staff) who were trying to follow and engage in the process. The process was equally frustrating to many elected officials, many of whom were on more than one committee and heard the same presentation over and over again. It is possible that working more collaboratively, the two agency staffs could streamline the committee review process to remove some duplication of effort and clarify which committee and which agency is responsible for which portions of PBA. But it is very likely that each agency (and its committees) will want to be engaged in the preparation and policy determinations of PBA 2017, leading to substantial overlap and lack of clear responsibility. This option is therefore unlikely to encourage the efficient use of elected officials' time, or create a significantly more transparent process for stakeholders.

For PBA 2013, both ABAG and MTC chose to adopt PBA. To the degree this remains a policy of both agencies, PBA will likely retain whatever perception currently exists in regard to it being a product of a representative process. However, as the SCS is an element of the RTP, MTC is ultimately responsible for its final adoption. MTC is generally perceived by local elected officials as less representative of the region's 110 jurisdictions than ABAG, due to its focus as a transportation agency and MPO.

Finally, this option would not increase the ability of the two agencies to undertake complex regional issues. Each agency is likely to retain its focus on core areas of interest and responsibility, with ABAG almost entirely dependent on grants to undertake work on any new regional issues.

C. Core Service Delivery and Financial Sustainability

Option 1 assumes the continuation of the 2014 Funding Framework. As the funding agreement with ABAG is annually approved by MTC, it would leave some uncertainty as to the future financial health of ABAG should MTC choose to modify its funding agreement in the future. Continuing the funding agreement with ABAG should not have a significant impact on MTC's financial health, but it leaves MTC with an indefinite financial responsibility with little control over costs or performance by ABAG.

Given ABAG's financial fragility, it is unlikely to be able to expand core services and programs unless it receives grants to do so from other sources. With continuing monitoring and budget management, ABAG should be able to continue to provide administrative support for its programs and services.

D. Implementation Viability

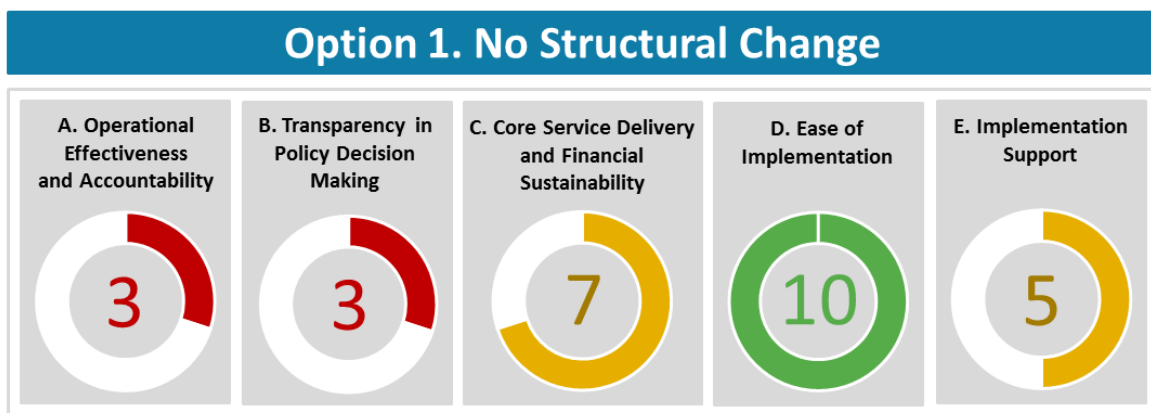
This option would require that MTC implement a new funding framework agreement with ABAG. It would not require any action by the state legislature. As noted above, as MTC's long-

term support for ABAG is not assured, any continuing uncertainty regarding ABAG’s financial health will compromise its ability to retain and recruit staff.

This option will not address the strong stakeholder interest in creating a unified regional agency, nor will it address one of the key issues that led to this study as expressed by MTC: the lack of clear responsibility and a single line of authority for the PBA process. On the other hand, this option is likely to garner support from the many local elected officials that have voiced concern over the potential for ABAG to lose a significant portion of its planning function to MTC, and who may not be ready to make a commitment to creating a single new regional agency.

Based on the above criteria analysis, Figure 4 presents the overall numeric assessment for Option 1 across five major areas.

Figure 4. Criteria Assessment Overview for Option 1



Option 2 – Hire an independent planning director to manage all planning functions

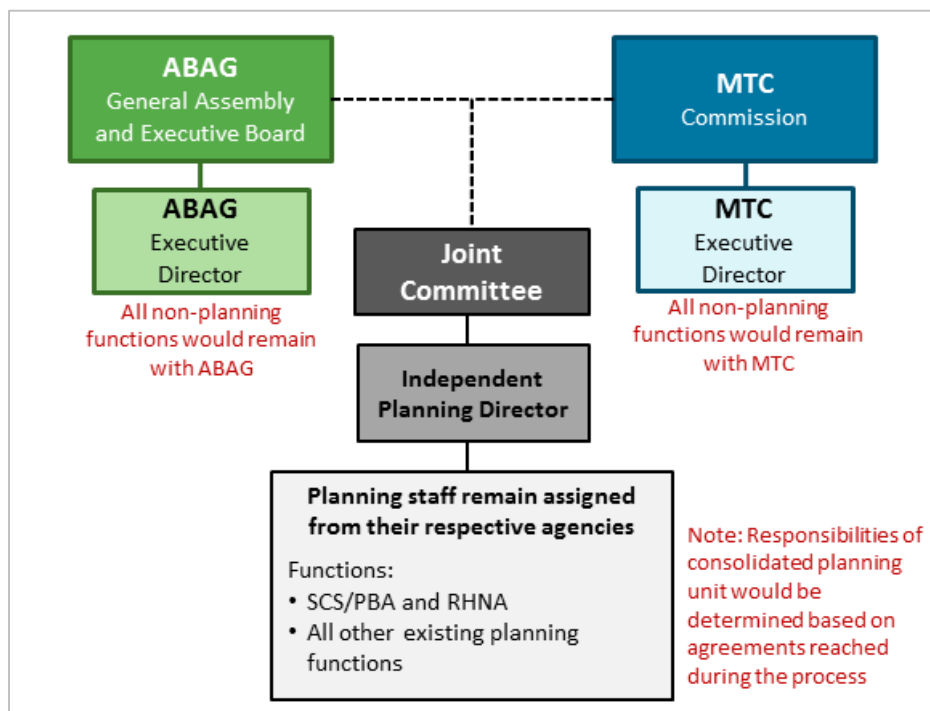
Description

Hire an “independent” planning director (under joint contact to both ABAG and MTC) responsible for all regional planning functions who would report to a Joint Committee of ABAG (Administrative Committee) and MTC (Planning Committee). Under pension agency rules, the planning director would be an employee of either ABAG or MTC; the selection process would need to be determined.

The programs and responsibilities of the planning unit would be determined based on agreements reached during the implementation process; however, staff would be assigned from both agencies. MTC and ABAG would remain as separate, independent agencies, including their respective missions, governance structures, legal and statutory duties, responsibilities and authorities.

While SB 375 statutory duties assigned to each agency would remain, the consolidated staffing function would be responsible for development of the SCS under the oversight of the Joint Committee. (Whether MTC would continue its current funding framework in support of ABAG planning services would need to be addressed.) Figure 5 is a graphic depiction of this option.

Figure 5. Graphic Depiction of Option 2



Note: For clarity, the graphic only depicts a brief summary of planning unit functions (not the full range of ABAG’s and MTC’s responsibilities).

General Impacts

Legal

Technically, there is no change to MTC or ABAG’s statutory duties, responsibilities and authorities. The governance and decision making structure would remain the same. However, with most, and possibly all staff planning functions assigned to an “independent” planning director under the oversight of a joint planning committee, respective agency legal staff would likely find it challenging to provide legal counsel regarding regional transportation and land use planning matters, and housing issues as they emerge. Unless independent legal counsel were hired (at an additional cost), the planning director would also be challenged to consider which legal advice should be considered or binding.

Financial

Assuming that all planning functions of both agencies were to be consolidated under the new planning director, this assessment assumes that the two current directors of planning for each organization would be replaced with a single director of planning at a somewhat higher cost, together with a support staff person and other costs associated with maintaining a separate position and reporting relationship (including office and supplies). The independent planning director could be a current employee or someone new from outside the two agencies. This person would have to be an employee of one agency or the other, but would report to the Joint Committee. Other planning staff would remain as employees of their respective agencies.

Table 5 shows the impact of direct and indirect cost changes across both agencies is a net annual savings of approximately \$119,000 to the planning functions of both agencies. We have also included one-time recruiting costs of \$30,000. These impacts are predicated on FY 2016-17 costs and indirect rates.

Table 5. Estimated Financial Impact of Option 2

	Assumes 50% Split in New Costs		
	MTC	ABAG	Joint
Existing Planning Directors	(\$311,000)	(\$298,000)	(\$609,000)
New Planning Director	165,000	165,000	330,000
Support Position and Other Operations and Maintenance Costs	100,000	100,000	200,000
Change in Overhead Costs	(24,840)	(14,850)	(39,690)
Net Cost (Savings)	(\$70,840)	(\$47,850)	(\$118,690)

Management

A consolidated planning function under an independent planning director would streamline preparation of the SCS and result in efficiencies and greater effectiveness of staff resources. The position would be accountable for performance and most staff work in support of regional land use and transportation planning (to be defined) in the region. The consolidated planning function would also be responsible for the delivery of regional planning services to the region, including ABAG members.

The independent planning director would report directly to the Joint Committee, with a matrix relationship to the agency executive directors, meaning advisory. However, the planning director would have to be an employee of one agency for purposes of compensation and benefits (costs to be shared by both agencies), and therefore would actually be under the oversight and management of one of the executive directors (agreements could be reached as to how this would actually work). While accountable to the Joint Committee for performance, this option proposes that the position would have command and control over the assigned planning staff from both agencies. Since the planning staff would still be employees of either ABAG or MTC, the director would be challenged to manage employee performance issues under two different agency employee relations frameworks.

Existing Employee Impacts

Representation Status – There would be no change in representation status for either group of employees.

Compensation – There would be no change in compensation for either group of employees.

Benefits – There would be no change in benefits for either group of employees. ABAG fiscal issues could have an impact over time on ABAG employees which would be subject to the meet and confer process.

Retirement

- There would be no change in current retirement benefits for either group of employees.
- There would be no immediate change in the current employee retirement contribution rate for either group of employees. ABAG fiscal issues may require a change which would be subject to the meet and confer process.
- There would be no immediate change in the current or future retiree health benefits for either group of employees. ABAG fiscal issues could have an impact over time for existing and future retiree health plans.
- There would be no change in Social Security coverage for either group of employees.

Policy

Both ABAG and MTC would technically retain their major regional land use, transportation and housing policy roles and responsibilities as well as other statutory responsibilities. While the

Joint Committee may provide oversight and direction to the new, independent planning director, there would be little formal change to the bifurcated strategic and policy direction for regional land use and transportation planning and related programs between two agencies not formally linked by an integrated leadership or policy structure.

A. Operational Effectiveness and Accountability

By creating an independent planning director with direct reporting responsibility to the Joint Committee, there should be significantly increased clarity about roles and responsibilities and increased accountability for PBA. Each of the agencies would assign staff based on a defined planning work group and program and a funding agreement between the two agencies. As an independent planning group, the planners could more readily focus on integrating land use and transportation issues as they will not be within the framework of either a transportation or land use-focused agency, but part of a group focused on integration (pursuant to the SCS). Such a group would likely not be focused programmatically, except in regard to implementing PBA, assuming PBA implementation (such as the One Bay Area Grant program) was one of its assigned responsibilities. Most program responsibilities would remain with the separate agencies unless otherwise determined.

This option would not expand career opportunities, and may narrow them as the planners would be somewhat isolated from their parent agencies. Also, employees would be reporting to an independent planning director who would have limited ability to evaluate and promote them.

B. Transparency in Policy Decision Making

As noted under Option 1, there was a perceived lack of transparency with PBA 2013 due to the lack of clearly assigned policy responsibility between the two agencies and their various committees. For this reason, the PBA 2013 process did not make efficient use of elected officials' time, as many elected officials sat on more than one committee and were subjected to multiple presentations on the same subject. This option clarifies staff roles and would establish a single oversight body for preparation of the SCS and PBA as a whole. However, it does not clarify which ABAG or MTC committee should be engaged and when in the process. The proposed single planning director is likely to be more effective in avoiding duplication of committee efforts, working directly with the chairs of the various committees, but is unlikely to be able to entirely eliminate the inefficiencies of the PBA 2013 process.

With this option, the two agencies would retain their respective roles regarding preparation and adoption of PBA. To the degree that PBA 2013 was perceived as the product of a representative process, the same perception would likely apply to PBA 2017. This option could lead to the establishment of a single regional planning department with responsibility for most if not all planning for the two agencies, subject to final approval of those plans by each of the parent agencies.

While a joint committee of the two agencies would likely avoid most disagreements between the parent agencies and the plans arising from the planning department, policy disagreements could arise that would be difficult to resolve. Moreover, after approval, plans would need to be integrated into the operations and implementation programs of each of the parent agencies. Separating policy development from those staff implementing policy could lead to implementation challenges.

Whether this option would provide an opportunity to address regional issues beyond those of existing planning programs will depend on the two agencies agreeing to assign those issues to the planning group and then fund the work, and/or allow the planning director to independently seek grants or other resources to work on other issues.

C. Core Service Delivery and Financial Sustainability

Option 2 assumes the continuation of the 2014 Funding Framework. As the funding agreement with ABAG is annually approved by MTC, it would leave some uncertainty as to the future financial health of ABAG should MTC choose to modify its funding agreement in the future. While hiring a new planning director (and expected administrative support) might increase some costs, this cost could be offset by savings elsewhere in the agencies. Any increased costs are not expected to be significant and would not affect the underlying financial situation of either agency.

Given ABAG's financial fragility, it is unlikely to be able to expand core services and programs unless it receives grants to do so from other sources. With continuing monitoring and budget management, ABAG should be able to provide administrative support for its programs and services under this option. This option would leave MTC with an indefinite financial responsibility with little control over costs or performance under a funding agreement.

D. Implementation Viability

This option would require both agencies to mutually agree to a work program for the new planning group, assign responsibility for oversight of that work program to the current Joint Committee (or some other similar body), and provide shared funding for any new position(s) that may be needed. MTC would need to agree to continue to provide funding to ABAG to support its planning program. This option does not include a further step toward a new agency, so it is assumed for this option that MTC's commitment to fund some portion of ABAG's planning function would continue indefinitely.

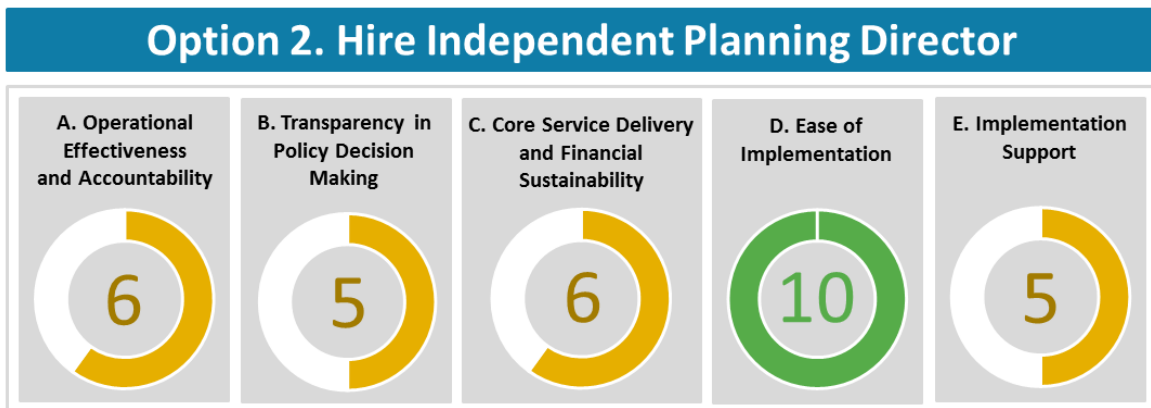
As staff would remain employed by their respective agencies, the ability to recruit and retain staff should not be substantially different than today. However, having a dual *de facto* reporting relationship (to an independent planning director, and to an executive director within the parent agency) could prove frustrating for staff, especially if any conflicts arise regarding assignments and priorities between the planning group director and managers in the respective agencies.

Assuming funding for ABAG planning functions as suggested in the funding framework, ABAG retiree benefits should remain secure. However, as noted in the ABAG financial forecast, even with continued MTC funding, ABAG's financial sustainability is at risk and needs to be addressed.

By leaving the ABAG and MTC structure intact, the existing relationship that each agency has with local governments would be maintained. A more unified and clear line of authority and responsibility, increased accountability, and a somewhat more efficient process should increase local government support for the PBA process. However, this option would not address stakeholder interest in a unified regional agency with an accountable and transparent staffing and policy structure.

Based on the above criteria analysis, Figure 6 presents the overall numeric assessment for Option 2 across five major areas.

Figure 6. Criteria Assessment Overview for Option 2

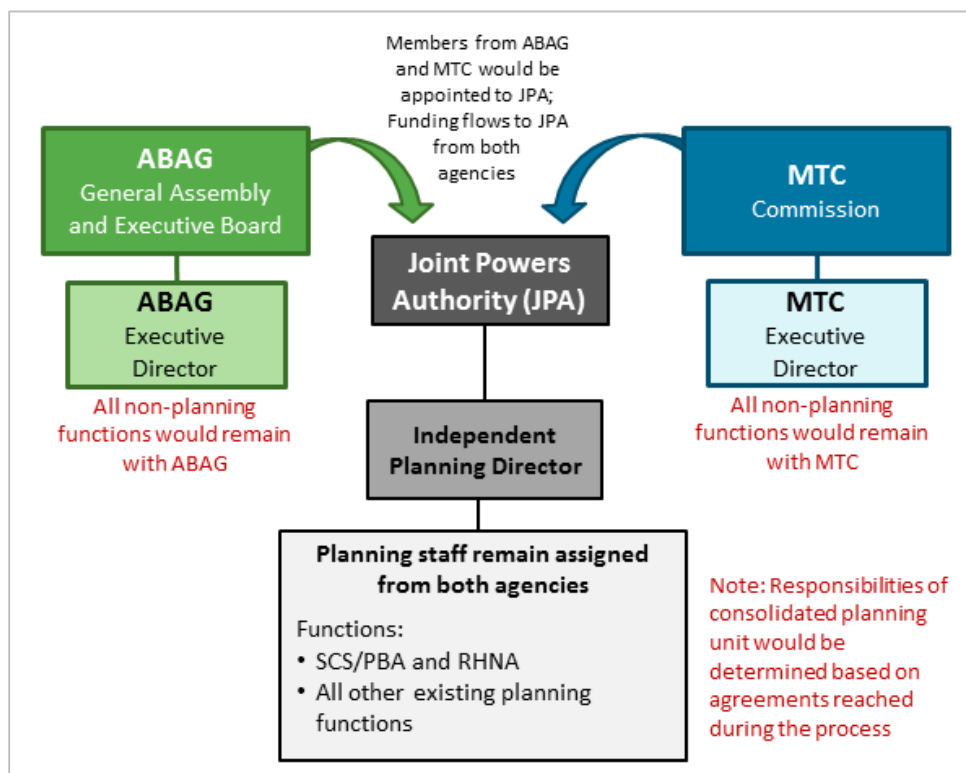


Option 3 – Establish a New Joint Powers Authority (JPA) to Oversee all Planning Functions

Description

Establish a new joint powers authority (JPA) with members from ABAG and MTC for purposes of potentially providing regional planning services (to be defined) to each agency. Hire a planning director reporting directly to the JPA governing board responsible for those powers “common to both agencies” regarding regional land use, housing, and transportation planning as determined by the JPA. Administrative support services to the JPA would be provided under contract by either MTC or ABAG; however, it is assumed each agency would provide proportionate funding to support the JPA. Staff would be assigned under contract from both agencies to support those activities determined to be eligible to be carried out by the JPA reporting to the new planning director, but would remain employees of MTC and ABAG. MTC and ABAG would remain as separate, independent agencies, including their respective mission, and governance structures. (Whether MTC would continue its current funding framework in support of ABAG planning services would need to be addressed.) Figure 7 provides a graphic depiction of this option.

Figure 7. Graphic Depiction of Option 3



Note: For clarity, the graphic only depicts a brief summary of planning unit functions (not the full range of ABAG’s and MTC’s responsibilities).

General Impacts

Legal

A determination would need to be made regarding the common powers with respect to regional planning that would be assigned to a JPA. ABAG's current JPA refers to "the power to study, discuss and recommend policies for solution of metropolitan area problems of direct concern to their – member – constitutional and statutory functions." As MTC would remain the MPO and ABAG the COG, a careful analysis of the purpose of the JPA and its potential powers and responsibilities would be required.

With the potential for most, and possibly all staff planning functions assigned to a consolidated planning function under the oversight of an independent planning director and JPA governing board, respective agency legal staff would find it challenging to provide legal counsel on behalf of their policy bodies regarding regional transportation and land use planning matters, and housing issues as they emerge. Further, as an independent employee of the JPA, the planning director would also be challenged to consider which legal advice should be considered. It is possible that such a JPA would need to contract outside legal counsel.

Financial

Assuming most planning functions were determined eligible to be carried out by the JPA, this high-level financial impact analysis assumes that the two current directors of planning for each organization would be replaced with a single director of planning at a somewhat higher cost, together with a support staff person and other costs associated with maintaining a separate position and reporting relationship (including office and supplies). The independent planning director would be an employee of the JPA, but other planning staff would remain as employees of their respective agencies. There would be additional legal and administrative costs on an annual basis.

Table 6 estimates the net annual impact of direct and indirect cost changes across both agencies is approximately \$180,000, which may be low. In addition, there would be one-time recruiting costs of \$30,000, and one-time set-up cost of the JPA of at least \$200,000. The impacts below are predicated on FY 2016-17 costs and indirect rates.

Table 6. Estimated Financial Impact of Option 3

	Assumes 50% Split in New Costs		
	MTC	ABAG	Joint
JPA Legal/Admin Costs	\$100,000	\$100,000	\$200,000
Existing Planning Directors	(311,000)	(298,000)	(609,000)
New Planning Director	165,000	165,000	330,000
Support Position and Other Operations and Maintenance Costs	100,000	100,000	200,000
Change in Overhead Costs	29,160	30,150	59,310
Net Cost (Savings)	\$83,160	\$97,150	\$180,310

Management

A consolidated planning function under an independent planning director reporting to an independent governing board would streamline preparation of the SCS and result in some efficiencies, and likely more effective use of staff resources. The JPA would be accountable for most of the regional land use and transportation planning (yet to be defined) in the region. Since employees would remain employees of ABAG and MTC, administrative services (human resources and financial) would remain separate.

This framework would also provide for performance and accountability by one individual, reporting to an independent governing board. There would be no formal relationship to the agency executive directors. The planning director would be accountable to the JPA governing body and have command and control over the assigned planning staff from both agencies. Since the planning staff would still be employees of either ABAG or MTC, the director would be challenged to manage employee performance issues under two different agency employee relations frameworks.

Existing Employees

- *Representation Status* – There would be no change in representation status for either group of employees.
- *Compensation* – There would be no change in compensation for either group of employees.
- *Benefits* – There would be no change in benefits for either group of employees. ABAG fiscal issues could have an impact on ABAG employees which would be subject to the meet and confer process.
- *Retirement Plan* – There would be no change in current retirement benefits for either group of employees.
- *Employee Retirement Contribution* – There would be no change in employee retirement contribution rate for either group of employees.

- *Retiree Health* – There would be no change in retiree health benefits for either group of employees. ABAG fiscal issues could have an impact over time on existing and future retiree health plans.
- *Social Security Coverage* – There would be no change in Social Security coverage.

Policy

Following a delegation of duties, responsibilities and authorities (pending legal assessment), the policy roles of ABAG and MTC regarding regional land use and transportation planning may change. However, it is assumed that MTC would remain the MPO and ABAG the COG, which would result in confusing policy roles and decision making responsibilities to the region. While the JPA would provide oversight and direction to the planning director, as the MPO and COG would continue to exist, transparency regarding strategic and policy direction for regional land use and transportation planning and related programs would not improve and would be confusing.

A. Operational Effectiveness and Accountability

If a new JPA were able to assume responsibility for PBA, the roles, responsibilities and accountability for PBA would be clear. However, as PBA or the SCS must be incorporated into the region's RTP, and preparation and adoption of the RTP is one of the key functions of a metropolitan planning organization (MTC), it is unclear how a new agency preparing PBA would relate back to MTC, which is charged with and held accountable for adopting and implementing the RTP. The respective roles and responsibilities for the JPA, the COG and the MPO would have to be very clearly set forth, and the process of doing this would be challenging.

Assuming these roles and responsibilities could be established as common powers able to be delegated to a JPA, each of the agencies would need to agree to a work program and assign staff based on the scope of those roles and responsibilities. As an independent planning group, the JPA planners could more readily focus on integrating land use and transportation issues as they will not be within the framework of either a transportation or land use-focused agency, but part of a group focused on integration (pursuant to the SCS). Assuming funding for staff is funneled through the JPA and the JPA director would contract for staff with the two agencies, the director may have greater ability to hold staff accountable.

While a new JPA governing body appointed by both agencies could avoid most disagreements between the parent agencies and the plans arising from the new JPA, policy disagreements could arise that would be difficult to resolve. Moreover, after approval, plans would need to be integrated into the operations and implementation programs of each of the parent agencies. Separating policy development from those staff implementing policy can lead to implementation challenges. Whether the new JPA would be assigned authority for implementation of PBA (and some funding resources, such as oversight for One Bay Area

grants) would need to be determined. The relationship between the planning function under the JPA and the two agencies charged with implementing those plans would need to be defined.

This option would not expand career opportunities, and may narrow them as the planners would be somewhat isolated from their parent agencies. Also, the employees would be reporting to an independent planning director who would have limited ability to evaluate and promote.

B. Transparency in Policy Decision Making

If the new JPA were assigned preparation of Plan Bay Area, clear policy responsibility under the JPA governing body would also be established. The JPA could, in turn, establish committees to oversee aspects of PBA, similar to the two parent agencies. The transparency of decision making under a JPA should therefore increase. The “dueling” agency problem that was evident under PBA 2013 is likely to be significantly reduced.

However, MTC and ABAG would continue to exist with their own committee structures, involving the same local government officials as those involved in the JPA. While there would be less meeting duplication for PBA responsibilities (and therefore, potentially fewer PBA-oriented meetings), the overall meeting responsibility is unlikely to decrease, and may very well increase. While the JPA would have some independence from the two parent agencies, the two parent agencies are likely to want regular reporting to them regarding the activities of the JPA, leading to additional demands on staff and elected officials.

If the JPA could be assigned full responsibility for PBA, the question of whether the preparation of PBA was a result of representative decision making will depend in part on the structure of the JPA’s governing board. The governance issues that have arisen from local elected officials during the stakeholder outreach process for this merger study would need to be resolved: how are the interests of small governments and major cities balanced? While the members of any JPA governing board would almost certainly be local elected officials, their role on the JPA Board will be a further step removed from their home jurisdictions, as they would be appointed by the two regional agencies’ governing boards. This distance from their elected positions would increase concerns expressed by some stakeholders about the ability to hold elected officials accountable for their actions on regional agency boards, and may also cause concern from other elected officials in each county as to who the individuals on the JPA Board are representing.

The degree to which this option would provide an opportunity to address other regional issues will depend on a determination of the powers, including financial, able to be delegated to the JPA.

C. Core Service Delivery and Financial Sustainability

Option 3 assumes the continuation of the 2014 or similar funding framework. As the funding agreement with ABAG is annually approved by MTC, it would leave some uncertainty as to the future financial health of ABAG should MTC choose to modify its funding agreement in the

future. Creation of a JPA is expected to have some one-time costs and annual ongoing costs. This level of expenditure would not be expected to significantly impact the underlying financial condition of either agency. Nonetheless, given ABAG's need to address its overall financial sustainability, it is unlikely to be able to expand core services and programs under this option unless it receives grants to do so from other sources.

D. Implementation Viability

This option assumes that legal grounds may be found to establish such a JPA in accordance with state law. Other regional planning agencies in the state, e.g., SACOG and SCAG operate under JPAs. If determined to be viable, it would require both agencies to mutually agree to create a new joint powers authority, decide which programmatic responsibilities to assign to that new authority, agree on a governance structure for that new authority, and then fund it.

There would be some significant costs associated with the creation of this new agency, both in staff and elected officials' time, and direct costs for consultants (legal, etc.). As noted earlier, it is unclear what the relation of this new agency would be to the parent agencies, especially MTC, which has statutory responsibility for the RTP and must integrate the RTP into its operations and funding. This option does not include a further step toward a new agency, so it is assumed for this option that MTC's commitment to fund some portion of ABAG's planning function would continue indefinitely.

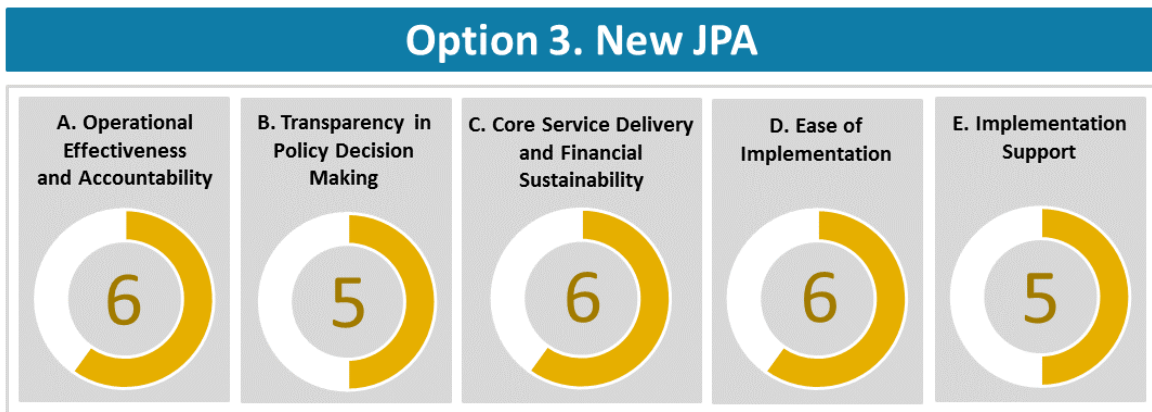
As staff would remain employed by their respective agencies, the ability to recruit and retain staff should not be substantially different than today. However, the dual *de facto* reporting relationship (to an independent planning director hired by the JPA, and to an executive director within the parent agency) could prove frustrating for staff, especially if any conflicts arise in regard to assignments and priorities between the JPA director and managers in the parent agencies.

Assuming that funding for ABAG planning functions as suggested in the 2014 Funding Framework continued, ABAG retiree benefits should remain secure. However, as noted in our analysis of ABAG's finances, even with continued MTC funding, ABAG's financial sustainability is at risk.

Whether this new JPA is supported by local governments will be highly dependent on the governance structure. However, while a step forward, this option would not address stakeholder interest in a unified regional agency with an accountable and transparent staffing and policy structure.

Based on the above criteria analysis, Figure 8 shows the overall numeric assessment for Option 3 across five major areas.

Figure 8. Criteria Assessment Overview for Option 3

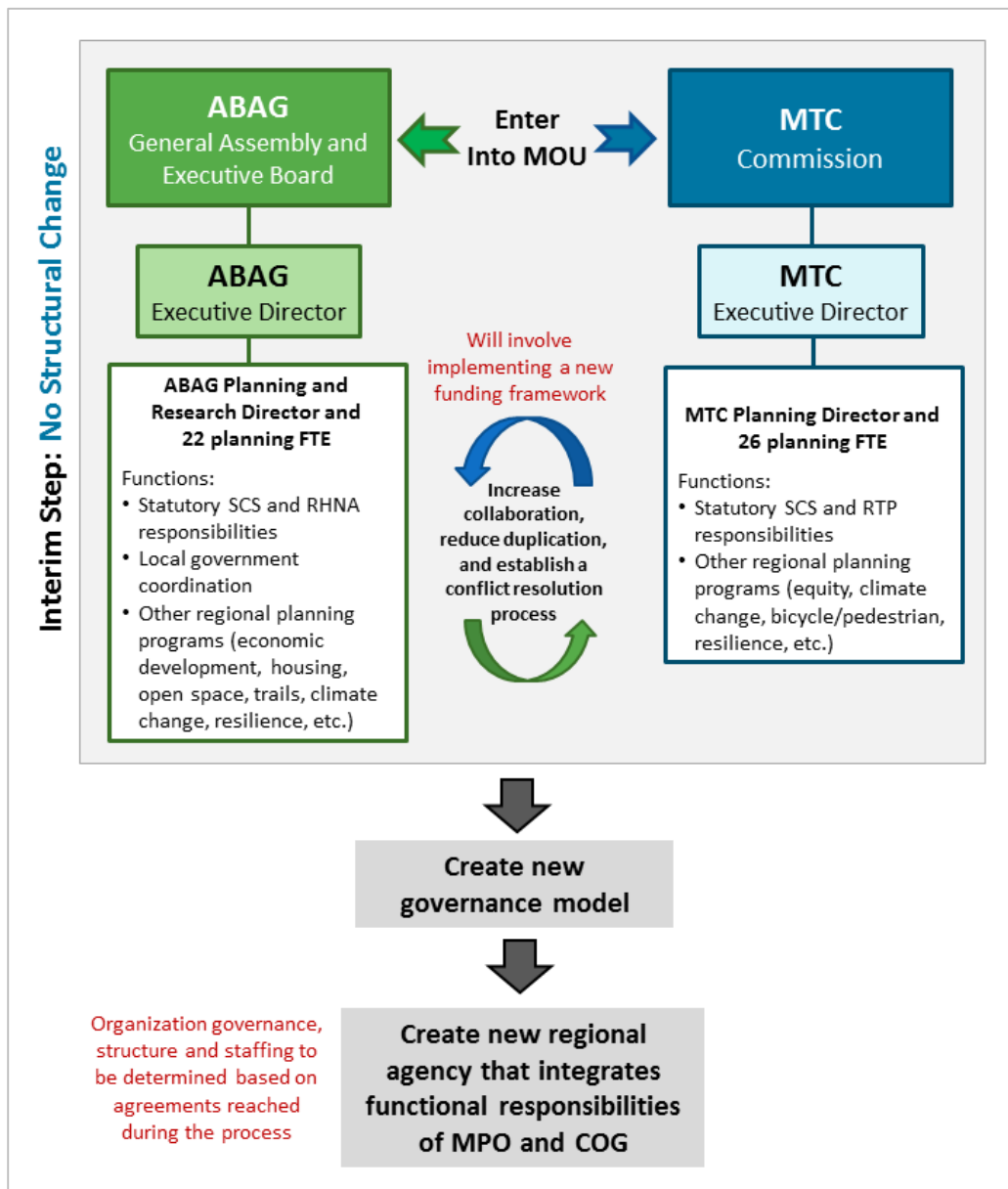


Option 4 – Create a New Regional Agency and Governance Model

Description

Enter into a memorandum of understanding (MOU) between MTC and ABAG to create a new governance model that integrates the MPO (MTC) and the COG (ABAG). The MOU would set forth the principles, parameters and basic terms to guide the creation of a new regional agency and governance model for the region. Until a new agency is created and integration achieved, MTC and ABAG would remain as separate, independent agencies, including their respective mission, governance structures, legal and statutory duties, responsibilities and authorities. ABAG would statutorily continue to be responsible for those activities set forth in SB 375 regarding preparation of the SCS. Figure 9 on the following page provides a graphic depiction of this option.

Figure 9. Graphic Depiction of Option 4



Note: For clarity, the graphic only depicts a brief summary of planning unit functions (not the full range of ABAG's and MTC's responsibilities).

General Impacts

Legal

Entering into an MOU would result in a formal agreement between ABAG and MTC to create a new regional agency and governance structure and set forth the guiding principles, parameters and basic terms to guide its establishment. Following a determination about the governance structure, duties and responsibilities of a new regional agency, as well as a financial assessment

and proposed staffing plan, state legislation would be required to transfer the current statutory duties and responsibilities of MTC and ABAG to the new agency. Both ABAG and MTC have ancillary JPAs staffed by their respective agency personnel, which would have to enter into new contracts with a new agency for the same purpose if they wish to remain affiliated with the successor agency.

Other authorities such as the Bay Area Toll Authority (BATA) have significant authorities, duties and responsibilities as well as fiduciary obligations that would have to be examined carefully to ensure the process would not impact operational commitments during the next several years. Financing authorities as well as bond documents would also have to be reviewed to determine whether there are any significant obstacles to a successor agency.

Financial

If MTC and ABAG choose an option that involves creating a new agency, a more in-depth financial assessment will be required. Such an assessment would need to include a detailed analysis of each agency's existing financial liabilities and their future impact on the finances of a newly created agency. The high-level assessment (base assumptions) in this report is based on our experience with other mergers. Under a new regional agency, it is assumed there would be a net reduction of one executive director position in addition to one less planning director at a minimum.

Given the overall merger of staff, we believe it is reasonable to expect at least a 10% overall reduction in remaining overhead costs, which is likely conservative. Efficiencies and economies of scale typically result in greater cost savings. The overall impact for both agencies is therefore projected at a \$2.6 million in net annual savings, as indicated in Table 7. There would be one-time recruiting costs of \$80,000 for the new executive director and planning director positions, and one-time implementation costs (legal and consulting) of at least \$500,000. This option assumes that Resolution 4210 is replaced by adequate funding to avoid adverse fiscal impacts on ABAG during the period of negotiation and implementation of the new organization.

Table 7. *Estimated Financial Impact of Option 4*

	Assumes 50% Split in New Costs		
	MTC	ABAG	Joint
Existing Executive Directors	(\$456,000)	(\$363,000)	(\$819,000)
New Executive Director	237,500	237,500	475,000
Existing Planning Directors	(311,000)	(298,000)	(609,000)
New Planning Director	165,000	165,000	330,000
10% Reduction in Overhead Costs	(1,652,271)	(302,632)	(1,954,903)
Net Cost (Savings)	(\$2,016,771)	(\$561,132)	(\$2,577,903)

Management

Until such time as a new regional agency is created, the current management, performance and accountability issues associated with preparation of the SCS and PBA would likely continue until and unless shared agreements reset how the agencies currently work together on regional planning programs and services.

A new regional agency would result in a completely consolidated regional planning organization (along with other programs, operations and services) under a single management and leadership structure. This would result in clear and consistent direction to staff and transparency to the governing body or bodies and the public about who is responsible for implementing the region's vision. It would also present significant opportunity for the agency's management and leadership to integrate both agencies into a cohesive, efficient and well-functioning organization with a shared mission, vision and values.

Existing Employees

Representation Status – In a new agency, the first determination to be made would be whether to offer positions to existing employees in the two agencies or to fill positions through an open recruitment process. This decision would be made as part of the process to establish the new agency and would be done under collective bargaining rules and in consultation with existing employee groups. A bargaining unit in the new agency would be unrepresented until such time as a majority of all employees in the unit elected to be represented by one or more unions. For the bargaining unit to become represented, employees would first need to present evidence of the desire to be represented through a card check process or by signing petitions. Typically administered by the state, such an election would result in all of the employees in the agency being represented by a union if 50% plus one of the employees in the unit voted affirmatively for such an affiliation.

Compensation – Compensation levels would be established as part of a meet and confer process under state law with the employees of the new agency. If they were set at the current MTC level, former ABAG staff may see an increase in compensation depending on the position.

Benefits – Benefits would be established as part of a meet and confer process under state law with employees of the new agency. They could be set to mirror the current MTC benefits, the current ABAG benefits, or a different set of benefits.

Retirement Plan

- The retirement plan would be established as part of a meet and confer process within the options available through CalPERS. Both agencies currently have a 2.5% @ 55 plan for "Classic" employees and the required 2% @ 62 plan for new plan employees. The current MTC retirement plan includes a survivor benefit while the ABAG plan does not. The current MTC plan includes a 3% annual COLA while the ABAG plan includes a 2% COLA. Either of these options could be selected by the new agency. The current rate paid by MTC includes these options and, if both were selected, the contribution rate

would likely be set at the current MTC rate (although this would need to be confirmed with CalPERS for a new agency).

- The employee contribution for Classic employees would be established as part of a meet and confer process under state law. New plan employees are required to pay the full employee contribution rate set by PERS. Currently, ABAG employees pay a 1% retirement contribution with this amount increasing to 2% and 3% over the next two years. Classic MTC employees pay a 5.73% retirement contribution, increasing to 8% over the next several years (depending on employer share increases each year). ABAG's new plan members pay the full 6.25% contribution rate and MTC's new plan employees pay the full 6.5% contribution rate. The difference in contribution rate is due to the inclusion of a survivor benefit and a higher COLA in the MTC plan.
- Retiree health benefits would be established as part of the collective bargaining process between the employees and the new agency. They could be set to mirror the current MTC benefits, the current ABAG benefits, or a combination of the two. Employees that have already retired would see no change to their retiree health benefits if the new agency were able to assume the ongoing cost.
- A decision to include or exclude employees from Social Security would be made as part of the meet and confer process under state law. Currently, ABAG employees are covered under Social Security while MTC employees are not. ABAG employees have a payroll deduction for Social Security contributions while MTC employees do not.

Policy

A new agency and governance model presents an opportunity to integrate the two agencies responsible for regional land use and transportation planning and associated services and programs into a transparent and more accountable policy structure. It would also provide an opportunity to establish a clear vision for the region. Duplicate committees addressing similar issues could be eliminated, which would also mean a much more efficient use of elected officials' time.

Alternative governance models provide a range of options to meet the interests of the region's local governments and stakeholders, including multiple governance structures responsible for different missions of the new agency, e.g., the MPO or transportation, the COG, and administration (executive board) within an overarching policy body. Voting structures among the governing bodies can be weighted in accordance with various factors, including population, or by certain categories.

A. Operational Effectiveness and Accountability

Creation of a new regional agency should provide for clear staff roles and responsibilities for Plan Bay Area. However, it will take a minimum of a year (likely more) to establish and additional time to implement this option, and therefore it will have little impact on the PBA 2017 process which is likely to be nearing conclusion or be completed by the time a new agency can be operational. For this option, we assume a new funding framework would be

implemented and the respective roles for ABAG and MTC in regard to PBA would continue until a new agency is created. As discussed under Option 1, while some modest incremental improvements could be made for the current PBA 2017 process in comparison with the PBA 2013 process through improved coordination and a dispute resolution process, many of the same issues of operational effectiveness and accountability are likely to remain until a new agency is created.

This option would result in the integration of land use and transportation planning, programs and services under one unified agency. A new, integrated and unified agency under one management and leadership structure would clarify and streamline staff roles and responsibilities and improve accountability. A single integrated agency should also provide increased career opportunities for staff within a larger agency.

B. Transparency in Policy Decision Making

In the near term this option is unlikely to address concerns with the roles and responsibilities for PBA 2017. The fundamental problems associated with having two agencies with overlapping responsibilities for the same plan will not be resolved until a new agency is created. Once a new agency is created, there should be significant improvements in streamlining the process, both for staff and for elected officials. A new committee structure would likely be created, allowing for less overlap in responsibility and fewer overall meetings. The PBA process would go through one agency rather than two, allowing for stakeholders to better follow and engage in the process.

Whether PBA will be seen as the product of “representative decision making” will largely depend on the structure of the governing body or bodies. In any regional agency smaller jurisdictions want their interests and unique circumstances to be respected and their concerns understood. The interests of the more populous cities and counties are that programs and funding serve locations with the majority of the population of the region. These two interests must be addressed and balanced in any new governance structure.

A single agency serving the region will be able to tackle some of the issues facing the region in a more holistic and comprehensive manner, including new issues as they arise. The administrative and other savings that can be expected by combining two agencies into a single agency could be used to support new policy initiatives.

C. Core Service Delivery and Financial Sustainability

Option 4 assumes the continuation of the 2014 Funding Framework until a new agency is created. We estimate that a new agency would lead to annual savings of \$2.6 million after an estimated one-time cost of at least \$500,000 to create it.

Both organizations are much more than planning agencies, and provide a range of services in addition to their role in preparing and implementing PBA. ABAG’s programs include the Estuary Project, its insurance pool, and assisting local governments with resilience and emergency planning. These services are valued by its member agencies. In addition to its role in

managing and distributing transportation funds, MTC (including its associated agencies such as the Bay Area Toll Authority) has significant programmatic responsibilities, including the 511 system, oversight of bridge operations and maintenance, and the Clipper Card system.

MTC is somewhat unusual among MPOs we examined in the amount of local and state funding it manages in addition to federal funds, and the degree to which it has operational responsibilities; however, it is not unique. The San Diego Association of Governments (SANDAG) has operational and capital improvement responsibilities and approximately as large an overall budget as MTC. Large local governments in the Bay Area also manage comparable budgets and operations, and provide an even larger range of operations and programs than MTC, including significant land use, capital improvement, planning and policy responsibilities.

While unifying two agencies into a single agency will present challenges, we have not identified any overt operational obstacles (pending legal review) to that unification. Existing MTC operations and programs should transition to a successor agency relatively seamlessly (pending legal review) with little operational impact. With a comparatively secure financial foundation and significant savings from agency unification, the new agency should be able to maintain and expand core service programs, and provide adequate administrative support for programs and services.

A new agency provides an opportunity for a more integrated, consistent and comprehensive approach to all regional programs and services, including implementation of PBA. Assuming a continuation of current grants, service programs and dues revenue, with less duplication and more cost-effective agency administration, the new agency would have additional resources to broaden its mission. This would allow it to become a partner with local governments in several areas in addition to implementing PBA, including assisting local governments and stakeholders in addressing other issues of significant regional concern, such as housing policies and resilience.

D. Implementation Viability

Creating a new regional agency will require legislation at the state level. It will also require approval from the MTC and ABAG governing bodies as well as associated JPAs and other authorities. The complexity of this process has not been examined in depth, but we believe it to be one that will take some time.

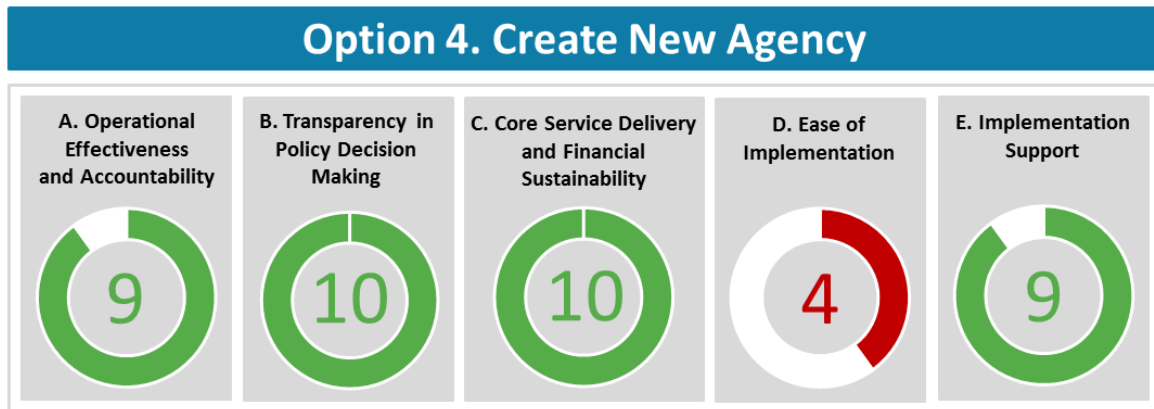
The major challenge in implementing this option will be reaching agreement among the many interests and stakeholders on a new governance structure that strikes the appropriate balance between their various interests. A new agency also provides a different opportunity for employee representation in the collective bargaining process to be determined.

Once created, a single larger, organization with secure and stable financial resources is more likely to be able to recruit and retain qualified staff. With a strong financial foundation, the new agency should be able to maintain benefits for current and future retirees, although this has not been assessed. This option would implement the strong stakeholder interest in a having a unified

planning agency. The option's ability to foster support from local governments will depend in large measure on the governance structure ultimately agreed on for the new agency.

Based on the above criteria analysis, Figure 10 presents the overall numeric assessment for Option 4 across five major areas.

Figure 10. Criteria Assessment Overview for Option 4

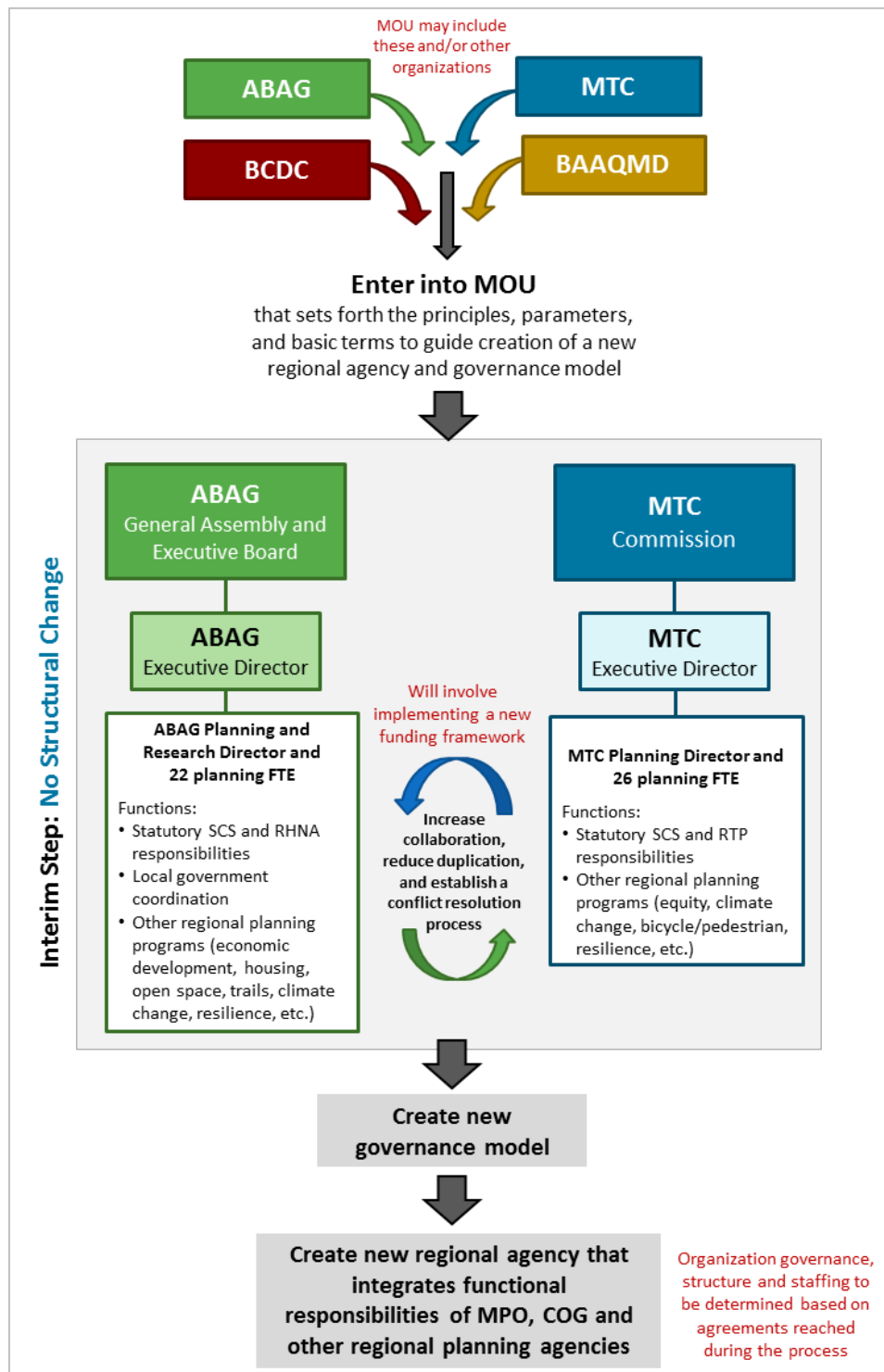


Option 5 – Create a New Comprehensive Regional Agency and Governance Model

Description

Enter into a memorandum of understanding (MOU) between MTC and ABAG and other regional agencies such as the Bay Conservation and Development Commission (BCDC) and the Bay Area Air Quality Management District (BAAQMD) in the Bay Area to create a new regional agency and governance model that integrates the MPO (MTC) and the COG (ABAG). The MOU would set forth the principles, parameters and basic terms to guide the creation of a new regional agency and governance model for the region. Until a new agency is created and integration achieved, MTC and ABAG would remain as separate, independent agencies, including their respective mission, governance structures, legal and statutory duties, responsibilities and authorities. ABAG would statutorily continue to be responsible for those activities set forth in SB 375 regarding preparation of the SCS. Figure 11 on the following page provides a graphic depiction of this option.

Figure 11. Graphic Depiction of Option 5



Note: For clarity, the graphic only depicts a brief summary of planning unit functions (not the full range of ABAG's and MTC's responsibilities).

General Impacts

Legal

Entering into an MOU would result in a formal agreement between ABAG, MTC, and other selected agencies to create a new regional agency and set forth the guiding principles, parameters and basic terms to guide its establishment. There may be significant legal obstacles to other regional agencies joining in such an effort, especially if it is a state regulatory agency. Management Partners did not research state and federal statutes to make this determination, nor did we contact the agencies to assess what issues might arise. Following a determination on the governance structure, duties and responsibilities of a new regional agency, as well as a financial assessment and proposed staffing plan, state and/or federal legislation may be required to transfer the current statutory duties and responsibilities of the agencies to a new regional agency.

Both ABAG and MTC have ancillary JPAs, staffed by their respective agency staff which would have to enter into new contracts with the new agency for the same purpose. Other authorities such as the Bay Area Toll Authority (BATA) have significant authorities, duties and responsibilities as well as fiduciary obligations that would have to be examined carefully to ensure the process would not impact operational commitments during the next several years. Financing authorities as well as bond documents would also have to be reviewed to determine whether there are any significant obstacles to a successor agency.

Financial

This option addresses the entire organizational structure of both agencies, but also assumes the inclusion of other agencies such as BCDC and BAAQMD. The finances of these other districts have not been analyzed and thus it is difficult to make an estimate of the fiscal impact other than to say the potential for savings is somewhat greater than for Option 4 as there is a greater degree of likely overlap in overhead costs. However, the greater degree of complexity involved would certainly increase the one-time costs of formation.

Management

Until such time as a new regional agency is created, the current management, performance and accountability issues associated with preparation of PBA would likely continue until and unless shared agreements reset the way the agencies currently work together on regional planning programs and services. This option would result in a completely consolidated regional agency (along with other programs, operations and services) under a single management and leadership structure. As mentioned previously, the scope of this engagement did not allow Management Partners to research the operations and programs of other agencies that might be involved to make even a high level assessment about the management opportunities and challenges that might result from such a consolidation of agencies. Further research would be required.

Existing Employees

Representation Status – In a new agency, a bargaining unit would be unrepresented until such time as a majority of all employees in the unit elected to be represented by one or more unions. For the bargaining unit to become represented, employees would first need to present evidence of the desire to be represented through a card check process or by signing petitions. Typically administered by the state, such an election would result in all of the employees in the agency being represented by a union if 50% plus one of the employees in the unit voted affirmatively for such an affiliation.

Compensation – Compensation levels would be established as part of a meet and confer process under state law with the employees of the new agency. If they were set at the current MTC level, former ABAG staff may see an increase in compensation depending on the position. Implications for the other agencies that may be involved are unknown.

Benefits – Benefits would be established as part of a meet and confer process under state law with employees of the new agency. They could be set to mirror the current MTC benefits, the current ABAG benefits, or a different set of benefits.

Retirement Plan

- The retirement plan would be established as part of a meet and confer process within the options available through CalPERS. Both agencies currently have a 2.5% @ 55 plan for “Classic” employees and the required 2% @ 62 plan for new plan employees. The current MTC retirement plan includes a survivor benefit while the ABAG plan does not. The current MTC plan includes a 3% annual COLA while the ABAG plan includes a 2% COLA. Either of these options could be selected by the new agency. The current rate paid by MTC includes these options and, if both were selected, the contribution rate would likely be set at the current MTC rate although this would need to be confirmed with CalPERS for a new agency.
- The employee contribution for Classic employees would be established as part of a meet and confer process under state law. New plan employees are required to pay the full employee contribution rate set by PERS. Currently, ABAG employees pay a 1% retirement contribution with this amount increasing to 2% and 3% over the next two years. Classic MTC employees pay a 5.73% retirement contribution, increasing to 8% over the next several years (depending on employer share increases each year). ABAG’s new plan members pay the full 6.25% contribution rate and MTC’s new plan employees pay the full 6.5% contribution rate. The difference in contribution rate is due to the inclusion of a survivor benefit and a higher COLA in the MTC plan.
- Retiree health benefits would be established as part of the collective bargaining process between the employees and the new agency. They could be set to mirror the current MTC benefits, the current ABAG benefits, or a combination of the two. Employees that have already retired would see no change to their retiree health benefits if the new agency were able to assume the ongoing cost (this has not been assessed).

- A decision to include or exclude employees from Social Security would be made as part of the meet and confer process under state law. Currently, ABAG employees are covered under Social Security while MTC employees are not. ABAG employees have a payroll deduction for Social Security contributions while MTC employees do not.

Policy

A new comprehensive agency presents an opportunity to integrate all the regional agencies in the Bay Area into a transparent and potentially more accountable policy structure, capable of addressing the complex and challenging issues facing the region. Governing boards that address similar or related issues could be consolidated into one or more sets of policy bodies, which could result in a much more efficient use of elected officials' time and improved decision making. Alternative governance models provide a range of options to meet the interests of the region's local governments and stakeholders, including multiple governance structures responsible for different missions of the new agency, e.g., the MPO or transportation, the COG, environmental programs, and administration (executive board) within an overarching policy body. Voting structures among the governing bodies can be weighted in accordance with various factors, including population, or by specified categories. Again, further research into the roles and responsibilities of all the agencies who might be involved in such an effort would be required.

A. Operational Effectiveness and Accountability

For purposes of this assessment, we assumed that the new, more comprehensive regional agency associated with this option would include, at minimum, ABAG, MTC, the BAAQMD and BCDC. These agencies are already associated through the Bay Area Regional Collaborative (BARC). Another candidate would be the Regional Water Quality Control Board. In other regions, a comprehensive regional authority can also become a coordinating body for regional water supply, solid waste management, and other services that tend to cross jurisdictional boundaries or where efficiencies are possible at scale. This option would take a minimum of two years (and likely much more) to implement and would therefore have little or no impact on PBA 2017.

This option would result in the integration of land use and transportation planning, programs and services under one unified agency at a minimum. A new, integrated and unified agency under one management and leadership structure would clarify and streamline staff roles and responsibilities and improve accountability. A single integrated agency should also provide increased career opportunities for staff within a larger agency.

A new agency also presents an opportunity for a more integrated, consistent and comprehensive approach to all regional programs and services, including implementation of PBA. With careful planning, existing MTC operations and programs should transition to a successor agency relatively seamlessly (pending legal review) with no change in operational programs. With less duplication and more cost-effective administration, a new agency would

have additional resources to broaden its mission and become a partner with local governments for implementing PBA, and address other issues of significant regional concern, such as housing policies, and resilience.

When implemented, this option may also allow the PBA process to more effectively integrate some key agencies that have a significant influence on the region's environment and on the implementation of the plan. Both BAAQMD and BCDC have land use roles, and BAAQMD has some responsibility for evaluating land use and transportation plans for conformance with clean-air requirements. In the past, conflicts have occasionally arisen between the various regional agencies' plans, programs and regulations and those conflicts could potentially be avoided if they were managed under one agency umbrella.

B. Transparency in Policy Decision Making

A single comprehensive agency would allow for more streamlined policy roles and responsibilities for the PBA process and regional development policy in general. A single agency is likely to be more visible and accountable to the region's residents than the four or more agencies that currently affect regional environmental policy. As local government elected officials sit on all of these regional agencies, it is likely that unifying the agencies would allow for more efficient use of elected officials' time. As with all of the "new agency" options described in this report, the degree to which local governments believe the new agency engages in representative decision-making will depend on the agreed upon governance structure. The agency would clearly have a greater ability to address complex regional issues, such as sea level rise and health impacts of poor air quality (which are also related to land use and transportation).

C. Core Service Delivery and Financial Sustainability

Option 5 assumes the continuation of the 2014 Funding Framework for ABAG until a new comprehensive agency is created. The finances of the other potential agencies that might be incorporated into the new unified agency have not been analyzed and thus it is difficult to project a fiscal impact other than to say the potential for savings is somewhat greater than for Option 4 as there is a greater degree of likely overlap in overhead costs. However, the greater degree of complexity involved would certainly increase the one-time costs of formation.

With a comparatively secure financial foundation and significant savings from agency unification, the new agency should be able to maintain and expand core service programs, and provide adequate administrative support for programs and services.

D. Implementation Viability

While there may be advantages to creating a comprehensive regional planning (and regulatory) agency, the complexity of establishing such an agency also grows with its size and range of authority. Instead of combining two agencies with their separate staffs, organizational cultures, legislative authorities, governance boards and other elements, this option would require

combining at least four. Implementation would require both legislative action and action by the governing boards of all four agencies.

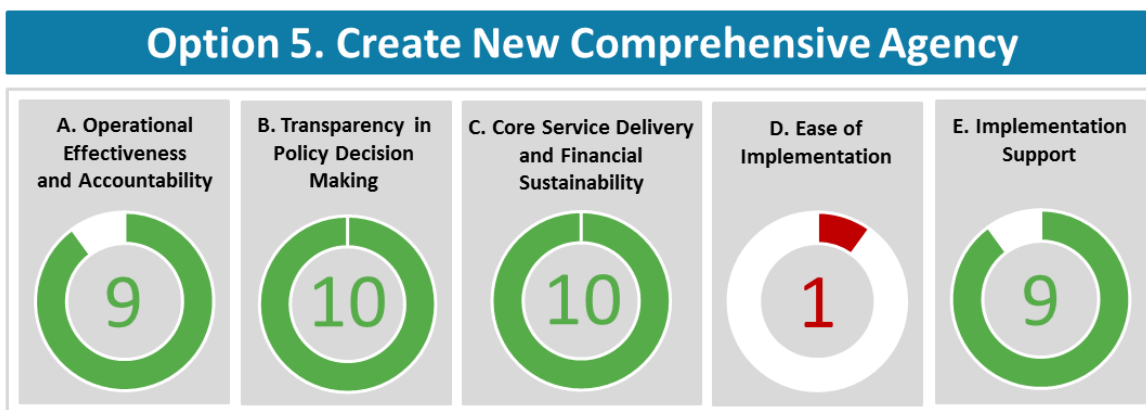
The scope of this engagement did not allow Management Partners to research the operations and programs of other agencies to make even a high-level assessment of the opportunities and challenges that might result from such a consolidation of agencies, or the legal hurdles. Further research would be required. However, based on our experience with agency consolidation, we expect that combining four agencies would be exponentially more complex than consolidating ABAG and MTC into a single agency.

One advantage of such an agency is that with its size and range of activities, it is more likely to be able to retain and recruit qualified staff and maintain benefits for current retirees. It would also be able to address stakeholder interests in a unified regional planning agency.

Whether this option could gain support from local governments would depend, in part, on the structure of the governing board. Perhaps the major challenge in implementing this option will be reaching agreement among the many interests and stakeholders about a new governance structure that strikes the appropriate balance between their various interests. This option also has another hurdle: unlike other options, if determined to be legally feasible, this combined agency would have some regulatory authority, including some land use authority near the Bay (BCDC). Such authority would make this agency considerably stronger in some respects than some of the other options, but also may increase local government concerns with its creation because it could be perceived as having greater ability to erode local government authority.

Based on the above criteria analysis, Figure 12 presents the overall numeric assessment for Option 5 across five major areas.

Figure 12. Criteria Assessment Overview for Option 5



Option 6 – Execute a Contract between MTC and ABAG to Consolidate Planning Functions within MTC and Enter into an MOU to Create a New Regional Agency and Governance Model

Description

Execute an agreement between ABAG and MTC to consolidate all ABAG planning functions within MTC. Up to 22 planning positions could be created in MTC and offered to ABAG incumbents. No planning positions would remain in ABAG except possibly those determined to be directly related to and supported by enterprise programs. The agreement would address the financial resources to accomplish this objective, an agreed upon work program, and any transition payments to assist ABAG with a financial transition to support its program responsibilities and performance.

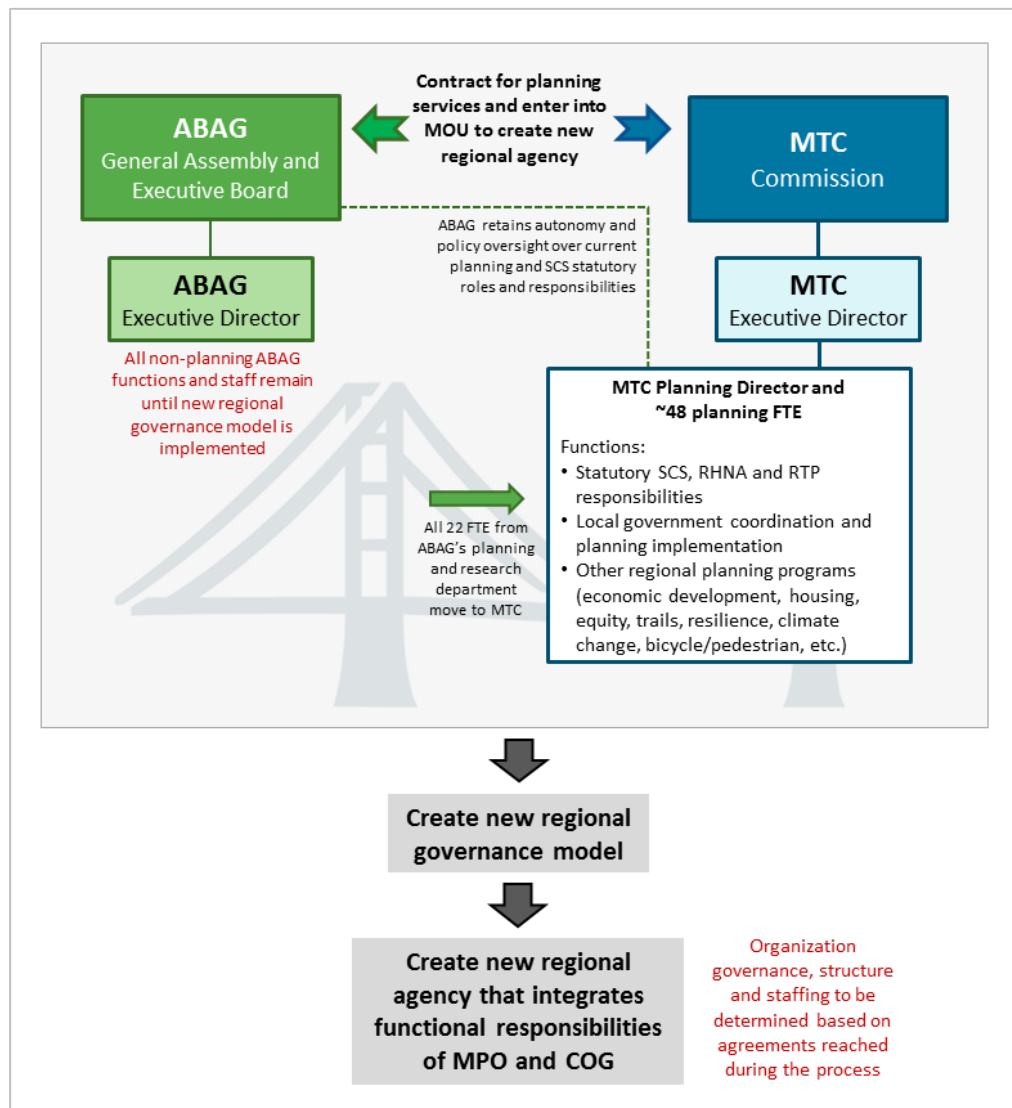
Enter into a memorandum of understanding (MOU) between ABAG and MTC to create a new regional agency and governance model that integrates the MPO (MTC) and the COG (ABAG). The MOU would set forth the principles, parameters and basic terms to guide the creation of a new regional agency and governance model for the region.

Until a new agency is created and full integration achieved, MTC and ABAG would remain as separate, independent agencies, including their respective missions, governance structures, legal and statutory duties, responsibilities and authorities. ABAG would statutorily continue to be responsible for those activities set forth in SB 375 regarding preparation of the SCS as well as RHNA.

Both the contract and the MOU are intended to proceed simultaneously. While there are steps in the process, this alternative is explicitly a bridge to an end result which would be a regional agency providing both COG and MPO services, using a combined staff and management.

Figure 13 on the following page provides a graphic depiction of this option.

Figure 13. Graphic Depiction of Option 6



Note: For clarity, the graphic only depicts a brief summary of planning unit functions (not the full range of ABAG's and MTC's responsibilities).

General Impacts

Legal

Technically, there is no change to MTC or ABAG's statutory duties, responsibilities and authorities. The governance and decision making structure would remain the same. With most staff planning functions transferred to MTC, however, ABAG legal counsel's ability to advise ABAG's governing body on regional land use and housing issues as they emerge will be constrained under this structure. While the planners in MTC may be able to access ABAG's

legal counsel for consultation, it would be challenging for that position to provide influence and direction if it is contrary to that provided by MTC management and legal counsel.

Entering into an MOU would result in a formal agreement between ABAG and MTC to create a new regional agency and governance structure and set forth the guiding principles, parameters and basic terms to guide its establishment. Following a determination about the governance structure, duties and responsibilities of a new regional agency, as well as a financial assessment and proposed staffing plan, state legislation would be required to transfer the current statutory duties and responsibilities of MTC and ABAG to the new agency.

Both ABAG and MTC have ancillary JPAs, staffed by their respective agency staff, which would have to enter into new contracts with a new agency for the same purpose if they wish to remain affiliated with the successor agency. Other authorities such as the Bay Area Toll Authority (BATA) have significant authorities, duties and responsibilities as well as fiduciary obligations that would have to be examined carefully to ensure the process would not impact operational commitments during the next several years. Financing authorities as well as bond documents would also have to be reviewed to determine whether there are any significant obstacles to a successor agency.

Financial

If MTC and ABAG choose an option that involves creating a new agency, a more in-depth financial assessment will be required. Such an assessment would need to include a detailed analysis of each agency’s existing financial liabilities and their future impact on the finances of a newly created agency.

Until a new agency is established, ABAG would be required to address its financial condition and develop a strategy that can sustain the agency in the near term. In addition to these efforts, this option assumes that adequate transition funding would be provided by MTC to avoid adverse fiscal impacts on ABAG during the period of negotiation and implementation of the new regional agency. In addition, non-MTC revenue sources used to fund ABAG planners would need to be made available to MTC (the former ABAG planners would continue to work as needed for ABAG grants and service programs that previously relied upon their support). This near-term impact is the same as under Option 2, as shown in Table 8 below.

Table 8. Estimated Near-Term Financial Impact of Option 6

	Assumes 50% Split in New Costs		
	MTC	ABAG	Joint
Existing Planning Directors	(\$311,000)	(\$298,000)	(\$609,000)
New Planning Director	165,000	165,000	330,000
Support Position and Other Operations and Maintenance Costs	100,000	100,000	200,000
Change in Overhead Costs	(24,840)	(14,850)	(39,690)
Net Cost (Savings)	(\$70,840)	(\$47,850)	(\$118,690)

In the long-term, it is assumed the impact would be the same as under Option 4. Under a new regional agency and governance model it is assumed that there would be a net reduction of one executive director in addition to one less director of planning. Given the overall merger of staffs, it would be reasonable to expect a 10% overall reduction in remaining overhead costs. The overall impact for both agencies is therefore projected at a \$2.6 million net annual savings, as indicated in Table 9. In addition, it is estimated there would be one-time recruiting costs of \$80,000, and one-time implementation costs (legal and consulting) of at least \$500,000.

Table 9. *Estimated Long Term Financial Impact of Option 6*

	Assumes 50% Split in New Costs		
	MTC	ABAG	Joint
Existing Executive Directors	(\$456,000)	(\$363,000)	(\$819,000)
New Executive Director	237,500	237,500	475,000
Existing Planning Directors	(311,000)	(298,000)	(609,000)
New Planning Director	165,000	165,000	330,000
10% Reduction in Overhead Costs	(1,652,271)	(302,632)	(1,954,903)
Net Cost (Savings)	(\$2,016,771)	(\$561,132)	(\$2,577,903)

Management

Consolidation of all planning functions under one planning director would streamline preparation of the SCS and result in efficiencies and greater effectiveness in the allocation of planning staff resources. The MTC planning director (and MTC executive director) as well as the consolidated staffing function would also be accountable for performance and most staff work in support of regional land use and transportation planning in the region. The MTC planning director reports to the MTC executive director, but also would oversee and provide staff support to the ABAG General Assembly, Executive Board and other ABAG committees with respect to regional land use planning and programs.

The consolidated planning function would presumably be responsible for the delivery of regional planning services to ABAG members. Since ABAG's SB 375 and other land use statutory duties as well as its current mission would not change, the MTC planning director and planning staff would effectively be accountable (as determined by contract) to a policy body (ABAG) that has no institutional relationship to MTC management or its policy structure.

A new regional agency would result in a completely consolidated regional planning organization (along with other programs, operations and services) under a single management and leadership structure. This would result in clear and consistent direction to staff and transparency to the governing body or bodies and the public about who is responsible for implementing the region's vision. It would also present significant opportunity for the agency's managers and leaders to integrate both agencies into a cohesive, efficient and well-functioning organization with a shared mission, vision and values.

Existing Employees

Until a new regional agency is formed, the employee impacts would be the same as those described under the Implementation of Resolution 4210. Following the creation of a new agency, the impacts would be the same as those described under Option 4, Creation of a New Regional Agency and Governance Model.

Policy

Until a new regional governance agency is established, MTC would likely assume major regional planning policy roles and responsibilities except those statutorily residing with ABAG. ABAG would retain its autonomy and policy role with respect to SCS and RHNA statutory responsibilities. MTC would provide staff support to ABAG's policy bodies regarding regional land use and housing, but on an interim basis, there would be little formal change to the bifurcated strategic and policy direction for regional land use and transportation planning and related programs between two agencies not formally linked by an integrated leadership or policy structure.

A new agency presents an opportunity to integrate the two agencies responsible for regional land use and transportation planning and associated services and programs into a transparent and more accountable policy structure. It would also provide an opportunity to establish a clear vision for the region. Duplicate committees addressing similar issues could be eliminated, which would also result in a more efficient use of elected officials' time.

Alternative governance models provide a range of options to meet the interests of the region's local governments and stakeholders. These include multiple governance structures within the new agency that are responsible for different missions, e.g., the MPO or transportation funding and planning, the COG, and administration (executive board). Voting structures among the governing bodies can be weighted in accordance with various factors, including population, or by certain categories.

A. Operational Effectiveness and Accountability

This options assumes that an MOU will be approved committing the two agencies to create a single new agency, and until that new agency can be created, all planning staff would move to MTC under a contract. Management Partners is recommending that this option include all planning staff (unlike MTC Resolution 4210) because we see no basis for keeping a limited planning function at ABAG during this transition period, especially given the cyclical nature of the RHNA process, the fact that both agencies are addressing resilience, and that MTC already funds the Bay Trail work. The indirect and administrative costs for ABAG would also be unnecessarily high to sustain those functions.

Consolidation of all planning into a single planning department should integrate regional land use and transportation planning more effectively and improve performance and accountability for development of PBA 2017. However, many stakeholders and elected officials have voiced

concerns with integrating land use planning into a transportation agency. The vast majority of stakeholders engaged in this process have stated that ABAG demonstrates a greater sensitivity to the diverse interests of local government, and has been significantly more engaged in addressing these interests as part of the PBA process than MTC. Because the regional agencies have no land use authority, regional plans are implemented jurisdiction by jurisdiction and sensitivity to local concerns can help foster jurisdictional support for PBA and ultimately help implement increased integration of regional land use and transportation. Based on the outreach undertaken for this study, MTC would need to modify its current approach to its planning engagement strategies and redefine its role in the region to address these concerns while the new agency is being created.

This option presumably would result in the integration of land use and transportation planning, programs, and services under one unified agency. A new, integrated and unified agency under one management and leadership structure would clarify and streamline staff roles and responsibilities and improve accountability. A single integrated agency should also provide increased career opportunities for staff within a larger agency.

A new agency also presents an opportunity for a more integrated, consistent and comprehensive approach to all regional programs and services, including implementation of PBA. With less duplication and more cost-effective agency administration, the new agency would have additional resources to broaden its mission and become a partner with local governments for implementing PBA, as well as assisting local governments and working with its partners to address other issues of significant regional concern, such as housing policies and resilience.

B. Transparency in Policy Decision Making

In the short term, until a new unified agency is created, some of the transparency issues associated with multiple committees and two governing bodies having some level of responsibility over the SCS process are likely to continue. Having only one staff group and a clear line of staff authority over the process should lead to fewer conflicts needing governing body review. A combined staff can also better monitor the committee review process to try and limit the duplication of effort by committee.

The fundamental problems associated with having two agencies with overlapping responsibilities for the same plan will not be resolved until a new agency is created. Once a new agency is created, it should allow for significant improvements in streamlining the process, both for staff and elected officials. A new committee structure would likely be created, which would result in less overlap in responsibility and fewer overall meetings. The PBA process would go through one agency rather than two, allowing for stakeholders to better follow and engage in the process.

A new agency also presents an opportunity for a more integrated, consistent and comprehensive approach to all regional programs and services, including implementation of

PBA. With careful planning, existing MTC operations and programs should transition to a successor agency relatively seamlessly (pending legal review) with little change in operations.

Whether PBA will be seen as the product of “representative decision making” will largely depend on the structure of the governing body or bodies. In any regional agency, smaller jurisdictions want their interests and unique circumstances to be respected and their concerns understood. The interests of the more populous cities and counties are that programs and funding serve locations with the majority of the population of the region. These two interests must be addressed and balanced in any new governance structure.

A single agency serving the region will be able to provide an opportunity to tackle regional issues in a more holistic and comprehensive manner, including new issues as they arise. The administrative and other savings that can be expected by combining two agencies into a single agency could be used to support new initiatives.

C. Core Service Delivery and Financial Sustainability

Until a new agency is established, ABAG would be required to address its financial condition and develop a strategy that can sustain the agency in the near term. In addition to these efforts, Option 6 assumes that MTC would continue to provide adequate transition funding to ABAG during the period of negotiation and implementation of a new unified regional organizational structure. The impact on MTC finances of potentially absorbing ABAG liabilities after unification will need to be fully assessed before this option is implemented. After unification, there should be substantial savings in administrative costs, similar to Option 4: annual savings of \$2.6 million after an estimated one-time cost of at least \$500,000 to create the unified agency.

Both organizations are much more than planning agencies, and provide a range of services in addition to their role in preparing and implementing PBA. ABAG’s programs include the Estuary Project, its insurance pool, and assisting local governments with resilience and emergency planning. These services are valued by its member agencies. In addition to its role in managing and distributing transportation funds, MTC (including its associated agencies such as the Bay Area Toll Authority) has significant programmatic responsibilities, including the 511 system, oversight over bridge operations and maintenance and the Clipper Card system.

MTC is somewhat unusual among MPOs we examined in the amount of local and state funding it manages in addition to federal funds, and the degree to which it has operational responsibilities; however, it is not unique. The San Diego Association of Governments (SANDAG) has operational and capital improvement responsibilities and approximately as large an overall budget as MTC. Large local governments in the Bay Area also manage comparable budgets and operations, and provide an even larger range of operations and programs than MTC, including significant land use planning, capital improvement and policy development responsibilities.

While unifying two agencies into a single agency will present challenges, we have not identified any overt operational obstacles (pending legal review) to that unification. Existing MTC operations and programs should transition to a successor agency relatively seamlessly (pending

legal review) with little operational impact. With a comparatively secure financial foundation (assuming continuation of current grants, service programs and dues revenue) and significant savings from agency unification, the new agency should be able to maintain and expand core service programs and provide adequate administrative support for programs and services.

D. Implementation Viability

Creating a new regional agency will require legislation at the state level. It will also require approval from the MTC and ABAG governing bodies as well as associated JPAs and other authorities. The complexity of this process has not been examined in depth, but we believe it to be one that will take some time. Perhaps the major challenge in implementing this option will be reaching agreement among the many interests and stakeholders about a new governance structure that strikes the appropriate balance between their various interests.

In the near term, the planners transferred to MTC under this option may find it to be a more attractive agency than ABAG with respect to compensation and some benefits; however, the issue of non-affiliation with a union may be a negative factor. Leadership and a careful transition plan will be needed for ABAG and MTC planning staff to consolidate into a well-functioning team. Remaining ABAG employees as well as retirees will likely be concerned about the ability of ABAG to support its financial obligations to its current compensation and retirement plans until a new agency is created.

The creation of a new agency provides a different opportunity for employee representation in the collective bargaining process to be determined. Once created, a single larger, organization with secure and stable financial resources is more likely to be able to recruit and retain qualified staff. With a strong financial foundation, the new agency should be able to maintain benefits for current and future retirees although this has not been fully assessed. This option would implement the strong stakeholder interest in a having a unified planning agency. The option's ability to foster support from local governments will depend in large measure on the governance structure ultimately agreed upon for a new agency.

Based on the above criteria analysis, Figure 14 presents the overall numeric assessment for Option 6 across five major areas.

Figure 14. Criteria Assessment Overview for Option 6



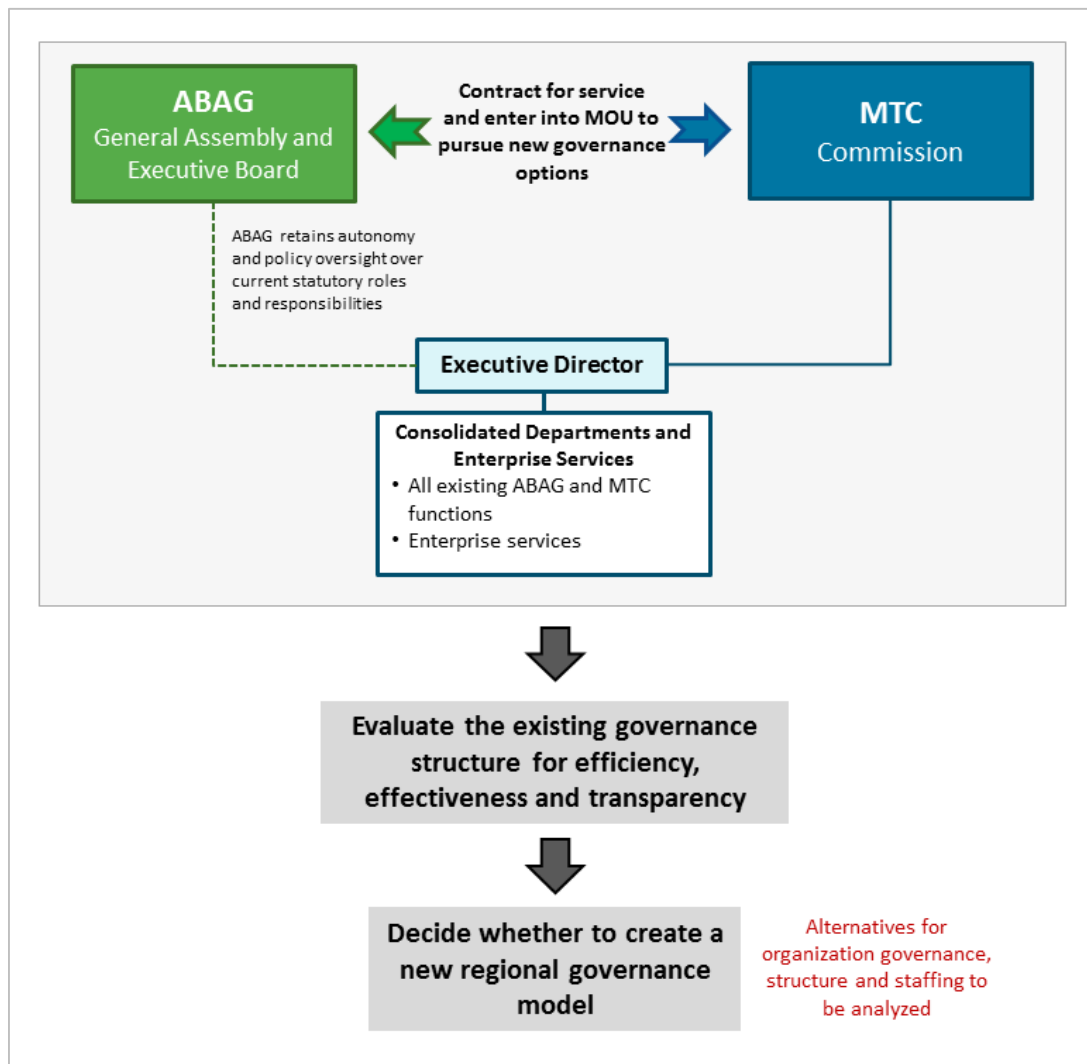
Option 7 – Enter into a Contract between ABAG and MTC to Consolidate Staff Functions under One Executive Director and Enter into an MOU to Pursue New Governance Options (Full Functional Consolidation)

Description

Enter into a contract between ABAG and MTC to provide staffing for all ABAG statutory duties and responsibilities, a work program, functions agreed to be transitioned, as well as the role of the executive director with respect to the ABAG policy body. Enter into a memorandum of understanding (MOU) between MTC and ABAG to establish a timeframe for considering a new governance structure and to set forth principles, goals and parameters for pursuing new governance options. The ABAG JPA and MTC governance structures, as well as their statutory roles and responsibilities, would remain unchanged.

Within a timeframe agreed upon, evaluate the existing governance structure for efficiency, effectiveness and transparency and decide whether to create a new regional governance model. The ABAG and MTC governance structures and consolidated agency would remain in place as well as their statutory authorities, duties and responsibilities until and unless a new regional agency and/or governance structure is agreed upon and implemented. Figure 15 on the following page provides a graphic depiction of this option.

Figure 15. Graphic Depiction of Option 7



Note: For clarity, the graphic only depicts a brief summary of planning unit functions (not the full range of ABAG's and MTC's responsibilities).

General Impacts

Legal

MTC would become the legal counsel for the ABAG JPA as well as its enterprise functions and other JPAs to the extent the latter authorities agree to the transition. ABAG staff provides support to four JPAs, which would have to enter into new contracts with MTC for the same purpose. ABAG financing authorities as well as bond documents would also have to be reviewed to determine actions which might have to be taken to respond to any obstacles or liabilities if MTC assumes oversight in these areas.

Should a new governance model be agreed on, legislative action by ABAG and MTC as well as state legislation would likely be required to transition to a new model.

Financial

If this option is pursued, a more in-depth financial assessment will be required. Such an assessment would need to include a detailed analysis of each agency's existing financial liabilities and their future impact on the finances of MTC, or if pursued, a newly created agency. The outcome of this option in terms of organizational savings is the same as Options 4 and 6: there would be a net reduction of one executive director and one director of planning, and given the merger of staffs, it would be reasonable to expect a 10% overall reduction in remaining overhead costs. The overall impact for both agencies is therefore projected at a \$2.6 million net annual savings, as indicated in Table 10. In addition, it is estimated there would be one-time recruiting costs of \$80,000, and one-time implementation costs (legal and consulting) of \$500,000. This option assumes that Resolution 4210 is replaced by adequate funding to avoid adverse fiscal impacts on ABAG during the period of contract negotiation.

Table 10. Estimated Financial Impact of Option 7

	Assumes 50% Split in New Costs		
	MTC	ABAG	Joint
Existing Executive Directors	(\$456,000)	(\$363,000)	(\$819,000)
New Executive Director	237,500	237,500	475,000
Existing Planning Directors	(311,000)	(298,000)	(609,000)
New Planning Director	165,000	165,000	330,000
10% Reduction in Overhead Costs	(1,652,271)	(302,632)	(1,954,903)
Net Cost (Savings)	(\$2,016,771)	(\$561,132)	(\$2,577,903)

Management

Consolidating the ABAG and MTC staff would result in a more comprehensive regional planning organization under a single management and leadership structure. This would result in efficiencies, cost savings and more effective use of staff resources including streamlining the preparation of PBA. Under contract to ABAG, the combined staff will be assuming support to all of ABAG's policy bodies, duties and responsibilities. MTC will need to adjust its organizational structure to accommodate ABAG functions and services. Following an analysis of the duties and responsibilities of ABAG staff, some positions may also no longer be required when the functions are consolidated in MTC.

ABAG's commitment to providing assistance to its member agencies in a number of areas will also need to be supported and continued in the new framework. Nonetheless, the consolidation

should result in clear and consistent direction to staff and transparency to the governing body or bodies and the public about the staff responsible for implementing the region's vision as established by ABAG and MTC. It would also present significant opportunity for an executive director to integrate both agencies into a cohesive, efficient and well-functioning organization with a shared mission, vision and values.

Employee Impacts

Until a new regional agency is formed, the employee impacts would generally be the same as those described under the Implementation of Resolution 4210; however, there has been no determination as to whether all ABAG positions would transition to MTC. Should there be agreement to create a successor agency under a new governance structure, the impacts should be the same as those described under Option 4, Creation of a New Regional Agency and Governance Model.

Policy

Until and unless a new regional governance model is agreed on, ABAG and MTC's policy and governance structures would continue as currently structured. ABAG would remain autonomous and independent from a policy standpoint. In addition to its JPA policy and statutory duties and responsibilities, the ABAG governing bodies would specifically retain their statutory responsibilities over the SCS as well as RHNA and therefore its specific policy roles in these areas. While some policy decision making could be streamlined with staff integration, there will be no formal change to the bifurcated strategic and policy direction for regional land use and transportation planning and related programs between two agencies not formally linked by an integrated policy structure.

Under this option, there is no formal commitment to create a successor agency and new governance model. If a new governance model is pursued and implemented, it would increase the transparency of regional land use and transportation policy decisions and provide an opportunity to establish a clear vision for the region. A new governance model would also eliminate duplicate committees addressing similar issues, which would also mean a more efficient use of elected officials' time as well as staff time. Alternative governance models provide a range of options to meet the interests of the region's local governments and stakeholders, including multiple governance structures within the new agency that are responsible for different missions, e.g., the MPO or transportation, the COG, and administration (executive board). Voting structures among the governing bodies can be weighted in accordance with various factors, including population, or by certain categories.

A. Operational Effectiveness and Accountability

Consolidating staff would clarify and streamline staff roles and responsibilities between the MPO and COG under a single leadership and management structure, thereby fostering accountability for performance on PBA 2017 as well as all regional land use and transportation

planning generally. This option would provide a single planning department that would integrate regional land use and transportation planning more effectively. A combined organization with more stable financial resources should also result in increased support for integrated transportation and land use programs and services.

As many stakeholders have voiced concerns about integrating land use planning into a transportation agency, MTC would need to increase staff resources and demonstrate a much stronger commitment to increasing local government engagement and support for PBA. Because neither ABAG nor MTC have land use authority, regional plans are implemented jurisdiction by jurisdiction and local jurisdiction support will be critical to the successful implementation of this option. Additionally, MTC would be expected to continue ABAG's commitment to providing local government with a range of planning and other specialized assistance. Performance and expectations regarding these issues could be set forth in the contract and work program.

Consolidating administrative services and other functions would result in efficiencies and effectiveness and probably reduce costs to ABAG programs and services, including the JPAs. It would also provide additional resources and expertise to address ABAG's financial issues and provide long-term solutions. Further analysis as well as additional information would be required to understand the impact on MTC (administratively and financially) in this area. While a consolidated staffing function in a larger agency would provide additional depth and flexibility, transparency and accountability to ABAG's member agencies by staff would be paramount. Implementation of this option would significantly increase the overall number of staff in MTC and the career opportunities for staff.

Under the contract between MTC and ABAG, the executive director as the leader of MTC staff would be responsible for the oversight and management of the staff functions to carry out the duties and responsibilities of ABAG. ABAG would maintain its autonomy and policy role through an annual (or more) contract with MTC that sets forth expectations, responsibilities, a work program and annual budget for carrying it out. ABAG would retain authority to contract with consultants who can independently review issues or work if it deems necessary to do so. As an employee of MTC, the executive director would technically only report to one oversight body (in this instance, the Commission). Nonetheless, Management Partners has seen many agencies where executive directors (and other chief executive officers) are responsible to meet and balance the interests of many competing stakeholder groups.

In the Washington, DC and Chicago MPOs, regional agency executive directors have essentially two different governing boards whose interests they must address, and they have not indicated any significant issues in doing so. In other California major regional agencies, the executive directors must balance the MPO and COG policies, roles and responsibilities. Establishing a clear set of duties and responsibilities regarding the executive director's role with respect to the ABAG governing bodies will need to occur. Similarly, MTC legal counsel could agree to provide day to day services in support of ABAG functions and services but is also accountable to and reports to the Commission. ABAG may wish to retain outside legal counsel on contract to provide advice and counsel to the policy body.

B. Transparency in Policy Decision Making

Implementation of this option would establish clear lines of responsibility and decision making for staff, but leave policy divided between the two agencies. The combined staff would now report to the ABAG policy structure regarding those issues under ABAG's purview, and to the MTC policy structure for those issues under MTC's purview. Having only one staff and a clear line of staff authority over the process should lead to fewer conflicts needing governing body review. A combined staff can also better monitor the committee review process to try to limit the duplication of effort by committees and by staff reporting to committees. (ABAG and MTC could also consider a different committee structure to improve efficiency.)

While duplication of effort can be reduced, the existing official bifurcation of roles and responsibilities between the two policy bodies would continue, potentially leading to some continuation of the lack of transparency regarding decision making and continued inefficient use of elected officials' time. There could also be some inefficiency related to resolving disagreements between the two policy bodies about the allocation of staff resources for the PBA process and other ABAG programs. A conflict resolution process would need to be adopted as part of the contract to address this type of resource allocation issue.

Because the PBA process would still involve two agencies with their own committee/policy structure, issues identified by stakeholders regarding transparency of decision-making would not necessarily be resolved by this option. Whether PBA 2017 is seen as a product of "representative decision making" should be similar to PBA 2013 under this option, assuming both agencies choose to continue the current practice of joint adoption of PBA. However, should that practice change and MTC not receive ABAG's support for PBA, the perception that PBA is a product of representative decision making could be compromised.

This option could lead to an opportunity to address more complex regional issues, as it could increase the staff resources available for such work. Overall, this option should allow for more efficient allocation of staff with potentially significant cost savings. By reducing duplication of effort and allowing for a more streamlined PBA process, the level of staffing necessary for PBA 2017 should be reduced in comparison to PBA 2013. Assuming some increased efficiency and reduced costs, there should be increased staff resources available to undertake new initiatives. While MTC will have the ability and the resources to do more comprehensive regional planning, undertaking a wider range of planning activities will require MTC to redefine itself as more than a transportation agency, which it has already begun to do.

C. Core Service Delivery and Financial Sustainability

Option 7 assumes that all ABAG staff and MTC staff would be consolidated into a single agency under a single executive director. The impact on MTC finances of potentially absorbing ABAG liabilities will need to be fully assessed before this option is implemented. While we have not fully evaluated the fiscal impacts of consolidating all ABAG and MTC staff functions into MTC, we would assume the administrative savings would be roughly the same as for options 4 and 6: about \$2.6 million in annual savings and a one-time cost of at least \$500,000. There would likely

be additional costs associated with a later evaluation of the effectiveness of the governance structure, and further costs to implement a decision to move forward with agency unification.

The unified staff will be under an agency with a comparatively secure financial foundation and strong administrative services and programs. Overall, the annual savings from this option should allow maintenance and expansion of core service programs, and provide adequate administrative support for programs and services, assuming continuation of current grants, service programs and dues revenue.

D. Implementation Viability

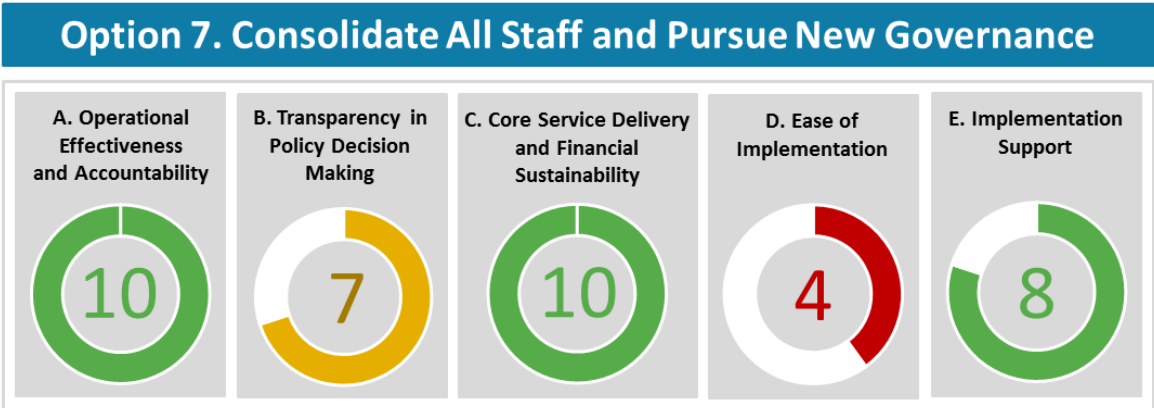
Option 7 would not require any immediate legislative action, although it would be required should the agencies decide to create a unified agency in the future. This option would require ABAG and MTC to enter into an agreement for the transfer of staff and financial resources. Such an agreement would also set forth the programs and services staff would perform for ABAG.

MTC may be perceived as a more attractive agency than ABAG with respect to compensation and some benefits by ABAG staff; however, the issue of non-affiliation with a union may be a negative factor. Also, leadership and a careful transition plan will be needed for a successful integration of ABAG and MTC staff into a single organizational culture. The consolidated staff will be in a more securely funded organization than ABAG, and this should address some of the uncertainties associated with ABAG's current financial state.

This option would only partially address stakeholder interest in a unified regional planning agency because it would leave intact the existing policy bifurcation. It is likely to be perceived as a step in the direction of a more unified agency, given the commitment to evaluate the effectiveness of the dual governance structure in the future. Based on the stakeholder meetings, this option would need extensive engagement to provide information about how ABAG will retain its independent role, and how it will provide policy direction to programs and policies under a consolidated staffing structure.

Based on the above criteria analysis, Figure 16 presents the overall numeric assessment for Option 7 across five major areas.

Figure 16. Criteria Assessment Overview for Option 7



These options are intended to frame possible approaches at this time. There may be elements or components of one that might be transferable or incorporated into another option, especially with respect to implementation mechanisms, e.g., a contract, resolution or MOU. The Executive Summary of this report provides a summary of Management Partners’ conclusions regarding these options and our recommendation for a path forward.

Attachment A. Definition of Three Problems

Based on interviews and the comments that emerged from the stakeholder engagement process as well as Management Partners' own research, analysis and expertise, we believe there effectively are three problems that are driving the merger study discussion and warrant resolution.

Problem 1: Preparation of the region's sustainable community strategy to reduce greenhouse gases is statutorily split between two regional agencies.

Preparation and management of a Sustainable Community Strategy (SCS), including a forecasted development pattern for the region, is carried out by two independent regional land use and transportation planning agencies.



Consequences

- Leadership and management issues (who is in charge of getting the SCS completed and implemented)
- Coordination and performance confusion (accountability)
- Inefficient use of staff resources
- Confusion for the public about who makes which policy decisions (transparency)
- Inefficient government and increased costs
- Bifurcated and sometimes competing strategic direction at the policy, leadership and management levels

Problem 2: Two agencies responsible for regional land use and transportation planning and associated services and programs are not formally linked by an integrated management, leadership or policy structure.

MTC and ABAG have overlapping roles and responsibilities for land use and transportation planning and related services and programs.



Consequences

- Significant obstacle to integrating complex land use, transportation and regional policy issues into a clear vision for the region
- Distraction for a region needing to address complex and difficult issues (stakeholders want a "one stop, accountable shop")
- Disparate and in some cases, duplicative and competing programs provided to local government
- Inefficient use of staff resources
- Perceptions regarding the lack of accountability and transparency (too many committees across two agencies addressing similar issues and programs)
- Inefficient use of elected officials' time

Problem 3: ABAG’s ongoing ability to implement its mission is compromised.

A significantly changed, complex and statutorily prescribed regional planning platform and continued reliance on discretionary revenue will challenge ABAG’s fiscal sustainability over the long term and impede its intergovernmental coordination activities.



Consequences

- Increased dependency on discretionary revenue that will fluctuate with the economy, grantors and contractors
- Ongoing concern by members and regional planning stakeholders regarding ABAG’s mission and ability to influence complex and difficult regional issues
- Member agency “voice” is at risk regarding complex regional issues
- Potential loss of confidence among grantor organizations
- With or without regional planning, ABAG’s members and grantors may not be willing to sustain the agency’s financial security over the long term

Attachment B. Comparison of Planner Base Salaries

Table 11. Top-Step Base Salaries for ABAG and MTC Planners

Position Classification	Annual Base Salary (Top-Step)
Association of Bay Area Governments (ABAG)	
Planning and Research Director	\$167,500
Assistant Planning Director	\$134,700
Principal	\$122,412
Senior Regional Planner	\$96,756
Regional Planner III	\$88,056
Regional Planner II	\$73,260
Regional Planner I	\$63,840
Metropolitan Transportation Commission (MTC)*	
Planning Director	\$210,204
Principal, Planner/Analyst	\$171,672
Senior Planner/Analyst	\$141,591
Associate Planner/Analyst	\$115,644
Assistant Planner/Analyst	\$100,305
Junior Planner/Analyst	\$86,994
Planning Technician	\$78,865

*Base salaries to increase by 2.6% on July 1, 2016.

Appendix 1. Comparison of Employee Benefits

Benefit Category	ABAG	MTC
<p>Pension and Retirement Programs</p>	<p>Public Employees Retirement System (PERS); employee contributes a portion of gross salary on a pre-tax basis.</p> <p>ABAG in CalPERS public misc. pool plan.</p> <p>Classic plan members, 2.5% at 55; Jan. 1, 2015 employees pay 1.00% of plan 7.00% employee contribution rate; Jan 1, 2016, employees will pay 2.00%; Jan 1 2017, employees will pay 3.00%.</p> <p>New plan members, 2.0% at 62, pay full employee rate which is 6.25%.</p> <p>No survivor benefit options; 2% retiree annual COLA.</p> <p>All employees participate in Social Security. The employer and the employee are required to make contributions. The current employee contribution is 6.20% of salary.</p> <p>ABAG has a two tier medical retirement plan.</p> <p>For Legacy Employees, hired before and by June 30, 2009, ABAG pays 100% of Kaiser Supplemental Medicare rate; for employees with 5+ years of service with ABAG at retirement, ABAG pays for two party Kaiser Supp. Medicare</p>	<p>Public Employees Retirement System (PERS); employee contributes a portion of gross salary on a pre-tax basis.</p> <p>Classic plan members, 2.5% at 55, 7/1/15 employees pay 5.73% of plan 8.00% employee contribution rate; share employer contribution increase each FY 50%/50% until employees contributing full 8.00% employee rate.</p> <p>New plan members, 2.0% at 62, employees required to pay full employee contribution rate which is 6.50% for MTC.</p> <p>Survivor benefit options; 3% retiree annual COLA.</p> <p>MTC does not participate in Social Security.</p> <p>MTC is subject to California Pension Reform and as of January 1, 2013 will offer two pension plans. The plan employee will receive will be based on the individual's historical pension plan membership.</p> <p>MTC is a PEMCHA equal method participant for retiree medical benefits; retirees pay the same premium cost-shares as active employees (responsible currently for 5% of premium for all enrollment choices).</p>

Benefit Category	ABAG	MTC
	<p>rate; reimburse for Medicare Part B deductible.</p> <p>In addition, ABAG pays 100% of the premium for retired employees who are not yet Medicare eligible for either the Kaiser employee only or employee plus one dependent options.</p> <p>For employees hired on or after July 1, 2009, ABAG contributes \$100 per month into a MARA (retirement medical savings account); other than PEMCHA required minimum, no further obligation to retiree medical.</p>	
<p>Health and Dental Benefits</p>	<p>Medical insurance through the Public Employees' Retirement System; currently six HMO and three PPO Medical Plans.</p> <p>For 2015 – 2017 calendar years, ABAG pays up to an agreed to amount; amount goes up 2016 and 2017 1.5%; reopen if Kaiser premium is higher than ABAG's contribution levels or if Blue Shield Access+ goes up 7% or more.</p> <p>Cash in lieu for employees hired on or before of 10/07/04 who were receiving cash at that time.</p> <p>Dental and vision insurance paid fully by ABAG for employee and their dependents.</p> <p>No cash in lieu for dental or vision.</p>	<p>Medical insurance through the Public Employees' Retirement System currently six HMO and three PPO Medical Plans.</p> <p>Premiums are shared between agency and employee at 95%/5% split; thru June 30, 2018, current MOU period. Cash in lieu of \$965 for calendar 2016.</p> <p>Dental insurance (premium for employee paid by MTC; dependent coverage shared by the employee and MTC; employee pays \$6.30 monthly for 1; \$19.13 monthly for family).</p> <p>Vision care insurance (premium for employee paid by MTC; dependent coverage is paid in full by employee at \$7.29 monthly for 1; \$25.93 monthly for family).</p> <p>Cash in lieu available for both dental and vision.</p> <p>MTC provides access to and administers retiree dental and vision insurance plans. The retirees pay 100% of</p>

Benefit Category	ABAG	MTC
		<p>premiums. CalPERS deducts premiums and pays MTC from retiree pension payments as a benefit to retirees.</p>
<p>Salary Administration</p>	<p>Four support grades with five steps; five professional grades with five steps; for classified union positions.</p> <p>For calendars 2015 – 2017 3.00% COLA.</p> <p>Merit is move to next step while still in range each year for satisfactory performance; Executive Director has ability to grant bonuses and extra step increases.</p>	<p>Nine support grades with eleven steps; five management grades with minimums and maximums.</p> <p>Annual COLA increase to all salary grades July 1 of 2.6% through June 2018.</p> <p>Merit salary increase options per performance until at top of grade range.</p>
<p>Insurance</p>	<p>Life/AD&D Insurance – ABAG pays 100% of premium; benefit is two-times salary for all employees.</p> <p>Short-Term Disability – ABAG participates in state program (SDI) which means also participate in state Paid Family Leave (PFL). 60 days.</p> <p>SDI and PFL benefits are 66 and 2/3ds salary.</p> <p>Long Term Disability – ABAG provides LTD, premium paid 100% by agency (benefits taxable upon use).</p>	<p>Life/AD&D Insurance – MTC pays 100% of premium; benefit is one-times salary for management employees.</p> <p>Dependent coverages included; voluntary life available at employee cost.</p> <p>Short-Term Disability – MTC provides private Short-Term Disability (STD), premium paid 100% by agency (benefits taxable upon use). 90 days.</p> <p>MTC allows staff to use sick leave for PFL equivalent leaves (sick family, paternity leave, etc.)</p> <p>STD benefit is 66 and 2/3ds salary.</p> <p>Long Term Disability – MTC provides Long Term Disability, premium paid 100% by agency (benefits taxable upon use).</p>

Benefit Category	ABAG	MTC
<p>Holidays, Vacation, Sick, and other Paid Leaves</p>	<p>Holidays – eleven paid holidays per year; three floating holiday days</p> <p>Vacation –</p> <p>1-3 years – 5/6ths days/month</p> <p>3-6 years – 1.25 days/month</p> <p>6-10 years – 1.42 days/month</p> <p>10+ years – 1.66 days per month (approx. 20 days/year)</p> <p>Accrues to two-times annual two-year credit limit; excess paid out as of Dec 31 each year.</p> <p>Accruals payable upon employment separation.</p> <p>Sick Leave – one day per month worked up to a cap of 240 days (1,920 hours).</p> <p>Not payable upon employment separation.</p> <p>CalPERS contracts (classic and new) allow for accrued sick leave to count towards service years upon termination/retirement.</p> <p>Can use for self and for sick immediate family members defined as parent, spouse or child.</p> <p>Can integrate sick leave with SDI benefits.</p>	<p>Holidays - eleven paid holidays per year.</p> <p>Personal Business Days – three days per year.</p> <p>Vacation -</p> <p>Eight hours per month accrued per pay period.</p> <p>Starting at employment for the first year, an additional day is added up to a maximum total accrual level of 25 days per year.</p> <p>Accrual caps at 500 hours.</p> <p>Can cash out once a year for balances above 320 hours up to cap of 500 hours.</p> <p>Accruals payable upon employment separation.</p> <p>Sick Leave - one day per month paid sick leave with no limit to the amount of sick leave that can be accrued.</p> <p>Up to 240 hours of accrual payable upon employment separation.</p> <p>Can use for self and for sick immediate family members (extensive definition list using current CA FMLA and CFRA definitions).</p> <p>Can integrate sick leave with STD and LTD benefits.</p> <p>Catastrophic Sick Leave Program</p>

Benefit Category	ABAG	MTC
	<p>Jury Duty Leave – allows open-ended leave on continued pay.</p> <p>Funeral Leave – 3 days paid for California, 5 days paid for out-of-state.</p> <p>Other mandatory leave benefits.</p>	<p>Employees may contribute accrued sick leave hours accrued above 240 hours to a Catastrophic Sick Leave Bank.</p> <p>Employees may be eligible to request sick leave from the Catastrophic Sick Leave Bank.</p> <p>Jury Duty Leave – allows open-ended leave on continued full pay.</p> <p>Funeral Leave – 3 days paid; can use sick leave for longer leaves.</p> <p>Other mandatory leave benefits.</p>
Transit and Parking	<ol style="list-style-type: none"> 1. Public Transit – up to \$200 a month per IRS regulation 2. Employer paid parking – after move to San Francisco, employer provided parking to be used in combination with public transit use. 3. Carpooling – while in Oakland, fully subsidized parking in employer lot for verified carpools (two or more). <p>\$20 pre-tax subsidy for bicycle commuting.</p>	<p>MTC provides a five option transit subsidy benefit:</p> <ol style="list-style-type: none"> 1. \$214 benefit monthly to be used for public transportation purchases (WageWorks or Clipper Direct); pre-tax as allowable by the IRS for transit and parking. 2. Subsidized parking in the MTC lot for \$18.50 a month pre-tax. 3. 100% subsidized parking in the MTC lot for legitimate carpools. 4. \$20 pre-tax a month for eligible bicycle commuting. 5. \$20 taxable subsidy month cash-in-lieu
Deferred Compensation	STARS/UTC 457 and/or ICMA-RC Retirement Plan (Voluntary)	<p>Two 457 deferred compensation plans; CalPERS and ICMA-RC. Employee deferral only; no employer contribution. (Voluntary – opt in)</p> <p>Roth IRA option. (Voluntary – opt in)</p>
Flexible Spending Accounts	Pre-tax options for eligible health care and dependent care expenses (Optional)	Employee-paid pre-tax dependent care and health care flexible spending accounts both at IRS allowable maximum levels. (Voluntary – opt in)

Joint Meeting of MTC Planning Committee and ABAG Administrative Committee Merger Study

April 22, 2016

9:00 a.m.



Management
Partners



Meeting Agenda

- Three Problems
- Analysis Framework
- Options Analysis
- Recommendation
- Next Steps



Three Problems

1. Preparation of the region's sustainable community strategy to reduce greenhouse gases is statutorily split between two regional agencies.
2. Two agencies responsible for regional land use and transportation planning and associated services and programs are not formally linked by an integrated management, leadership, or policy structure.
3. ABAG's ongoing ability to implement its mission is compromised by its dependence on discretionary funding that will challenge its fiscal sustainability over the long run.

Merger Study Principles

1. Provides a sustainable, integrated and transparent land use and transportation planning function.
2. Improves the efficiency and effectiveness of regional land use and transportation planning, services, and programs.
3. Increases the transparency of regional land use and transportation policy decisions.
4. Sustains or expands core agency services, operations and programs.
5. Expands opportunities for broader stakeholder engagement in regional planning.
6. Sustains the representative voice of cities and counties.
7. Promotes comprehensive regional planning in the Bay Area.
8. Preserves local land use authority.
9. Provides an equitable and predictable transition for current and retired employees.

General Analysis Framework

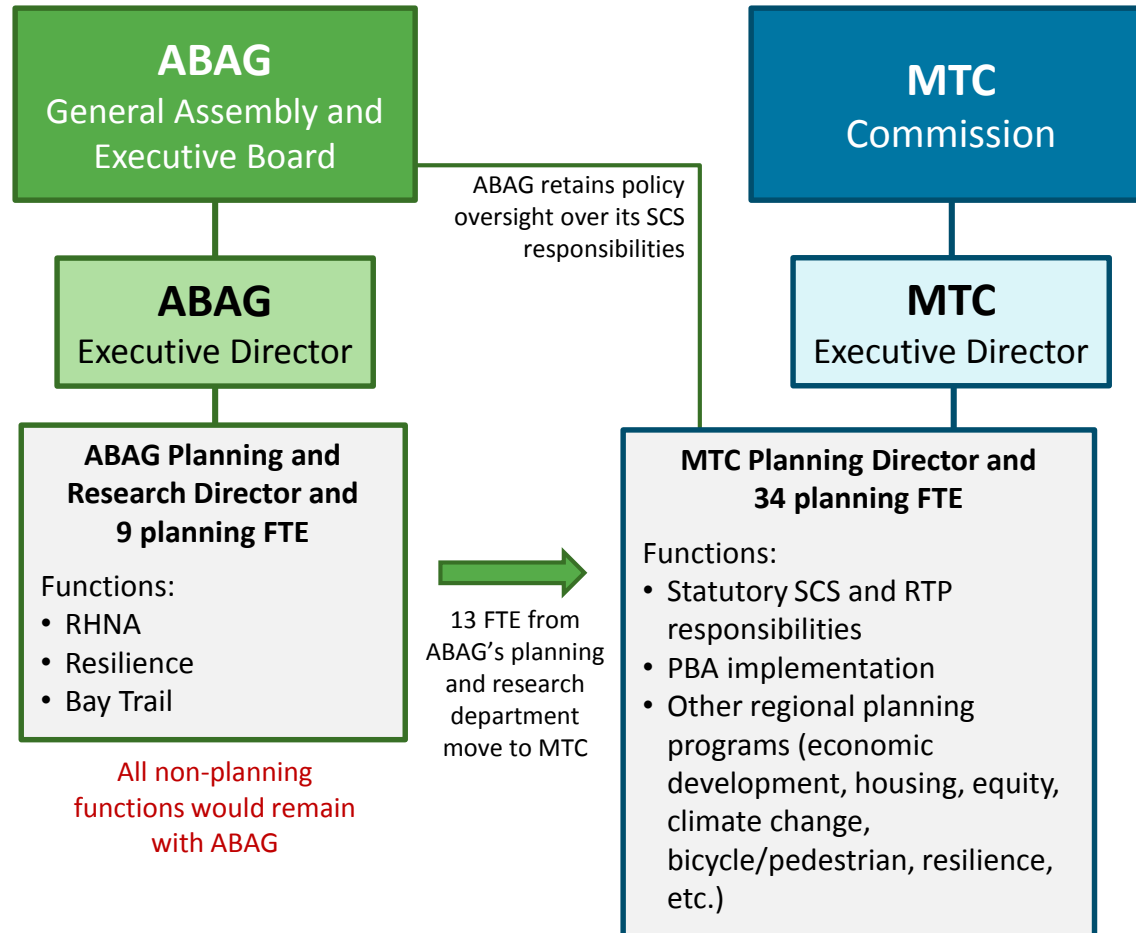


General analysis focused around five major impact areas

Evaluation Criteria

- A. Operational effectiveness and accountability
- B. Transparency in policy decision making
- C. Core service delivery and financial sustainability
- D. Ease of implementation
- E. Implementation support

MTC Resolution 4210



MTC Resolution 4210

A. Operational Effectiveness and Accountability



- Provides a single agency staff accountable for PBA and streamlines PBA process
- Begins to establish a comprehensive Bay Area planning department
- Leaves RHNA and some other planning functions at ABAG

B. Transparency in Policy Decision Making



- Bifurcation of policy responsibility left intact
- Policy process is not clear
- MTC must broaden its mission and be more sensitive to local government interests to be effective as the regional planning agency

MTC Resolution 4210

C. Core Service Delivery and Financial Sustainability



- Compounds impact and seriousness of ABAG's structural financial shortfall

D. Ease of Implementation



- Does not require legislative change
- Does not require agreement on new governing body
- Resolutions already adopted by governing boards

MTC Resolution 4210

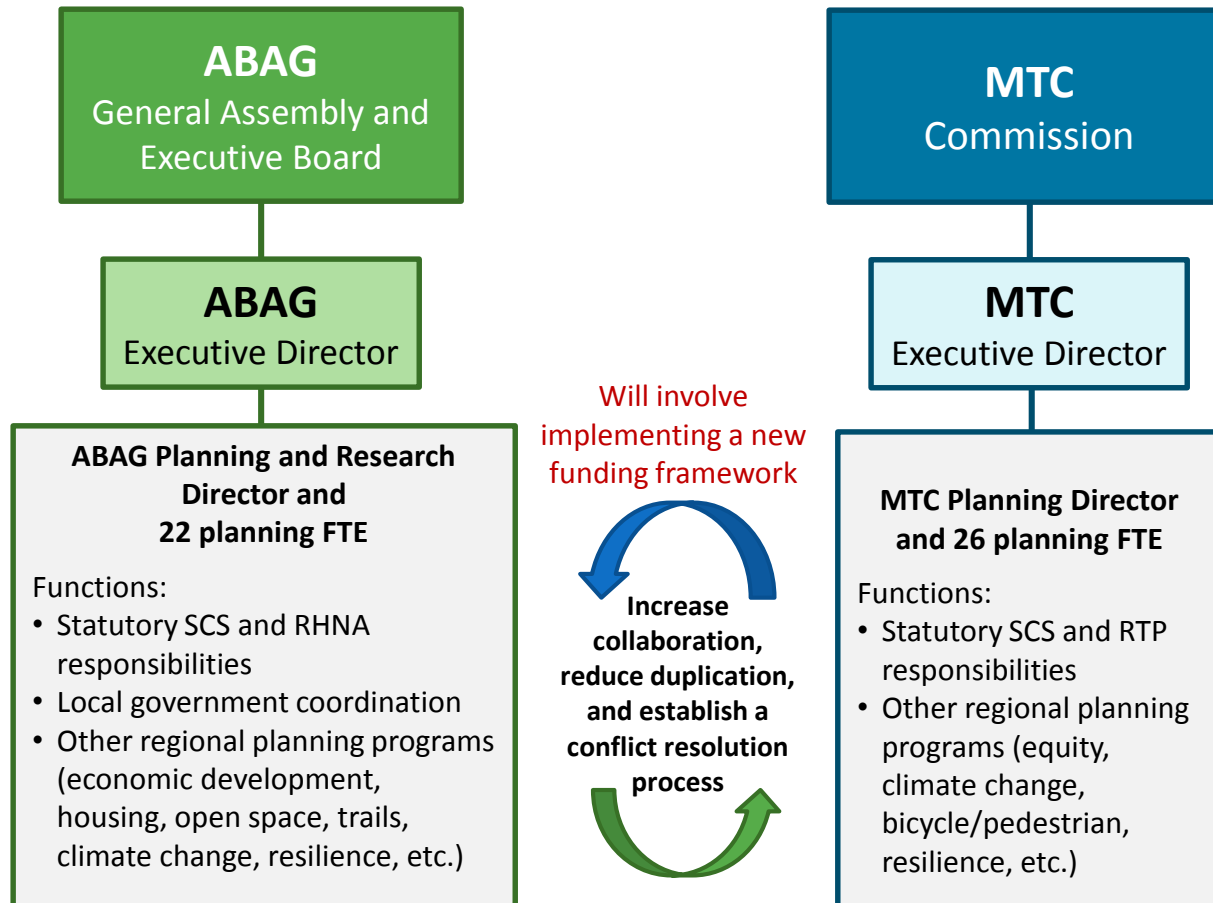
E. Implementation Support



- Not favored among most elected officials interviewed
- Does not fully meet stakeholders' interest in a single regional planning agency
- Remaining ABAG employees concerned over ABAG's ability to fund existing compensation and retirement plans



Option 1. No Structural Change



Option 1. No Structural Change

A. Operational Effectiveness and Accountability



- Work continues under two planning directors and two executive directors
- Leaves uncertainty about who is accountable to what part of the PBA process
- Unlikely to substantially improve operational performance and accountability

B. Transparency in Policy Decision Making



- Does little to streamline policy roles and responsibilities
- Leaves substantial policy overlap and lack of clear responsibility
- Does not expand opportunity to address complex regional issues

Option 1. No Structural Change

C. Core Service Delivery and Financial Sustainability



- Assumes continuation of the 2014 Funding Framework
- With ongoing monitoring and budget management, ABAG could continue providing existing services

D. Ease of Implementation



- Does not require legislative change
- Does not require agreement about new governing body

Option 1. No Structural Change

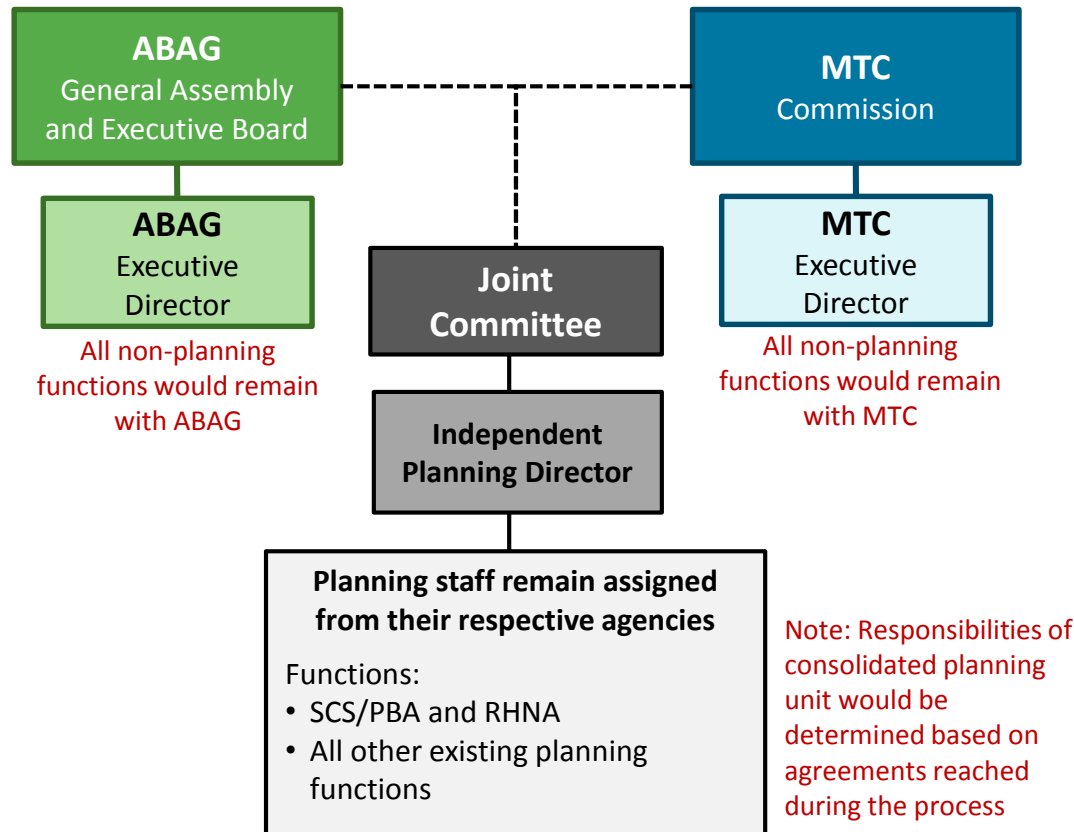
E. Implementation Support



- Supported by some local elected officials
- Does not address strong stakeholder interest in creating a unified regional agency
- Funding framework would help maintain benefits for current retirees in the near term
- May compromise ABAG's ability to recruit and retain qualified employees, as it will continue to rely on discretionary income



Option 2. Independent Planning Director



Option 2. Independent Planning Director

A. Operational Effectiveness and Accountability



- Clarifies staff roles and responsibilities with single team of planners, but creating a staff team will be challenging
 - May allow for increased integration of regional land use and transportation planning
 - Narrows career opportunities for planners, as they would be isolated from parent agencies
-

B. Transparency in Policy Decision Making



- Establishes single oversight body but does not clarify committee involvement
- May reduce some duplication of effort across committees
- Policy disagreements with parent agencies could arise

Option 2. Independent Planning Director

C. Core Service Delivery and Financial Sustainability



- Assumes continuation of a funding framework
- With ongoing monitoring and budget management, ABAG could continue providing existing services

D. Ease of Implementation



-
- Does not require legislative change
 - Does not require agreement about new governing body

Option 2. Independent Planning Director

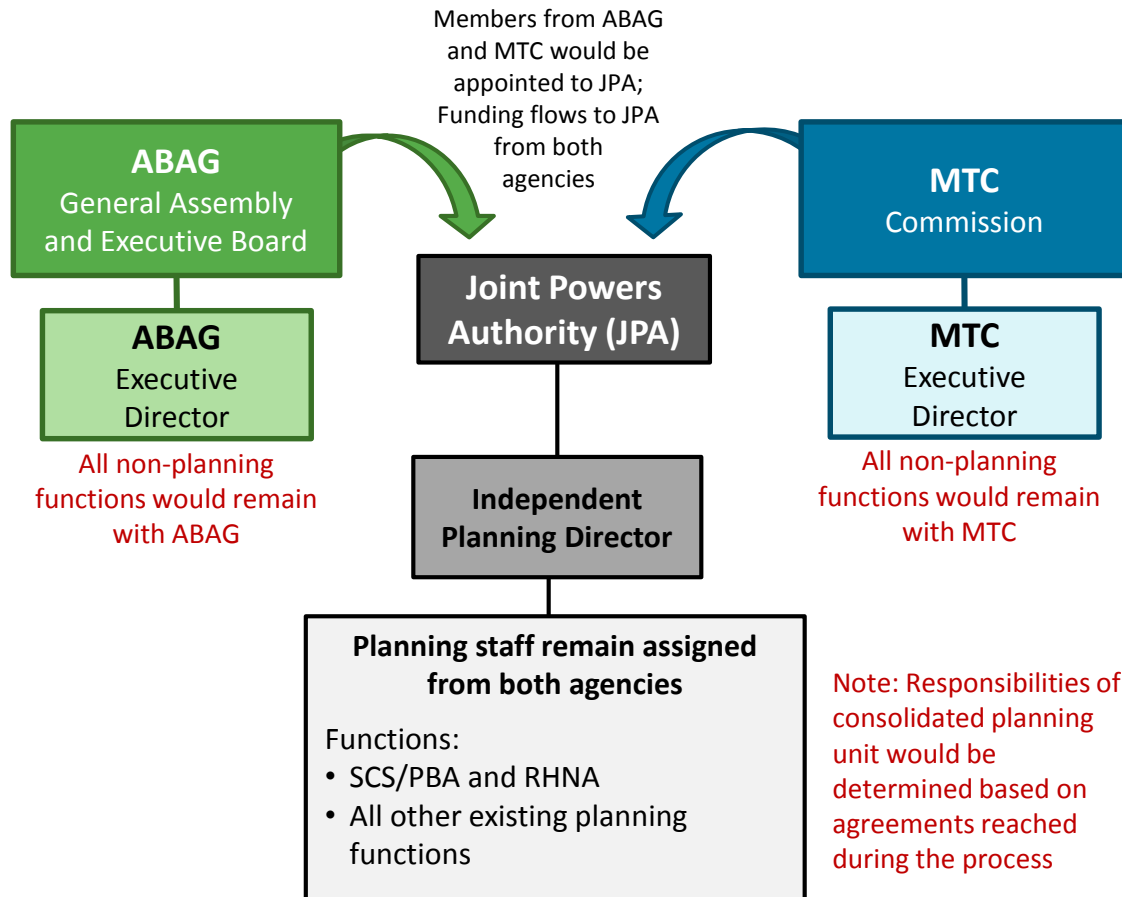
E. Implementation Support



- Requires both agencies to mutually agree on planning work program
- Dual reporting relationships could prove frustrating for staff
- Staff would remain employed by their respective agencies
- Funding framework would help maintain benefits for current retirees in the near term
- Does not fully meet stakeholders' interest in a single regional planning agency



Option 3. New JPA



Option 3. New JPA

A. Operational Effectiveness and Accountability



- Clarifies staff roles and responsibilities with single team of planners, but creating a staff team could be challenging
- Unclear relationship of new agency to parent agencies
- Narrows career opportunities for planners, as they would be somewhat isolated

B. Transparency in Policy Decision Making



- Establishes single oversight body and additional committee structure
- May increase duplication of effort with parent agency committees
- Significant challenges in determining authority of JPA

Option 3. New JPA

C. Core Service Delivery and Financial Sustainability



- Assumes continuation of a funding framework for ABAG
- With ongoing monitoring and budget management, ABAG could continue providing existing services

D. Ease of Implementation



-
- Requires that both agencies mutually agree on a representative governance structure
 - Does not require legislative change
 - Significant costs associated with creating new agency

Option 3. New JPA

E. Implementation Support

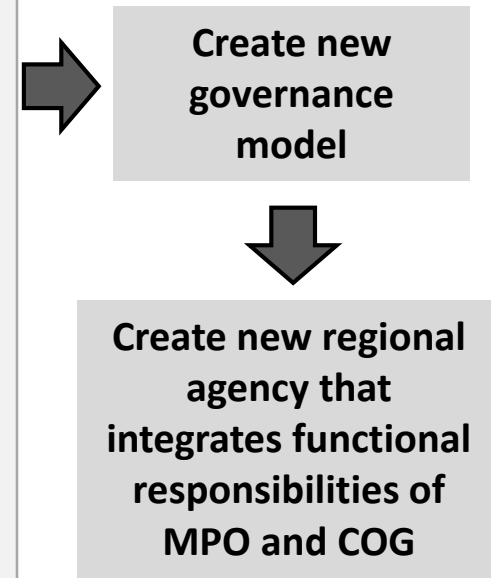
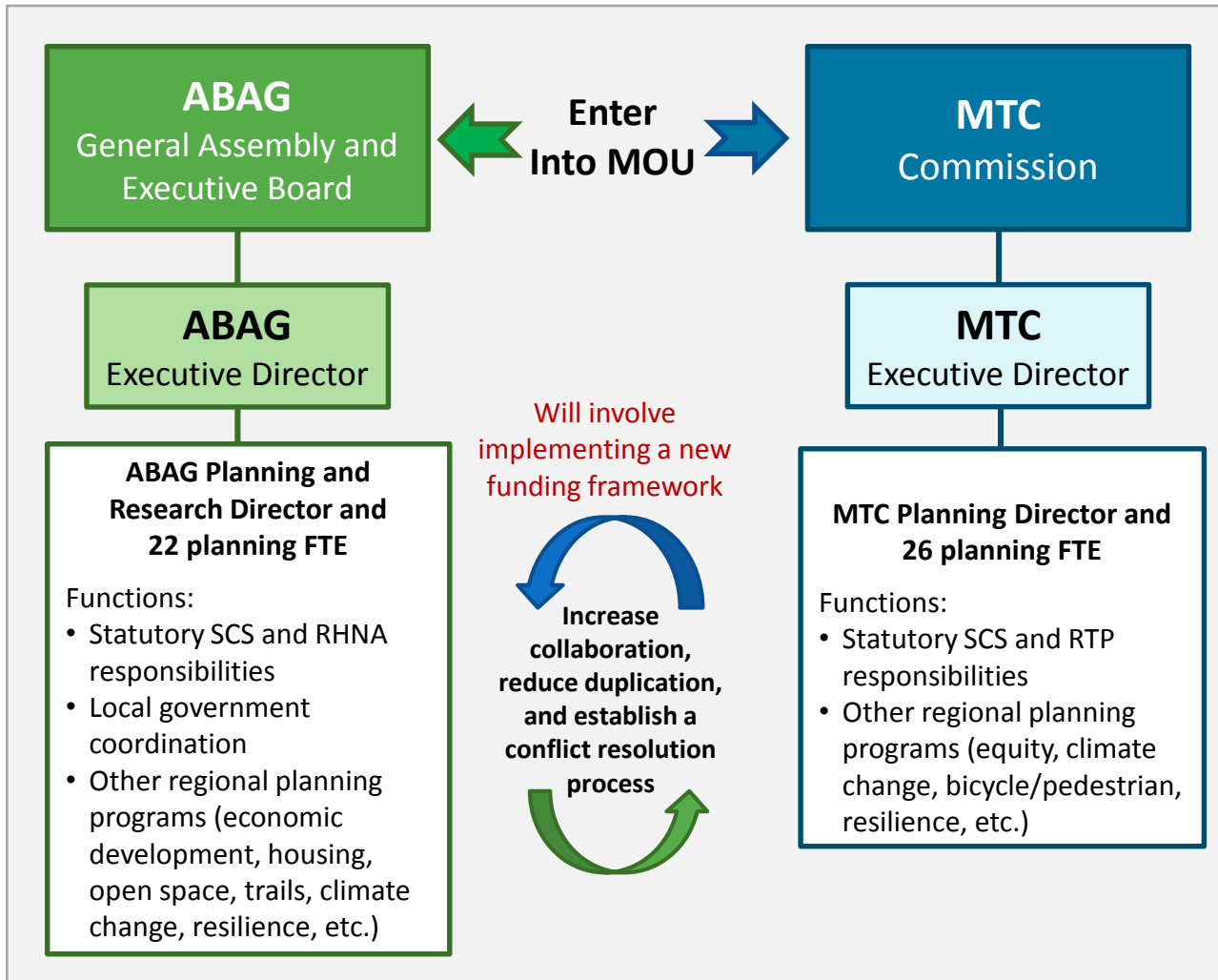


- Requires both agencies to mutually agree on a regional planning work program
- Dual reporting relationships could prove frustrating for staff
- Staff would remain employed by their respective agencies
- Funding framework would help maintain benefits for current retirees in the near term
- Does not fully meet stakeholders' interest in a single regional planning agency



Option 4. Create New Agency

Interim Step: No Structural Change



Organization governance, structure and staffing to be determined based on agreements reached during the process

Option 4. Create New Agency

A. Operational Effectiveness and Accountability



- Creates clear staff roles and responsibilities in the long term
- Integrates land use and transportation planning and all MPO/COG functions within one unified agency
- Does not streamline PBA in the short term

B. Transparency in Policy Decision Making



- Allows for the creation of a representative governance structure, including streamlined committees
- Creates opportunity to more holistically address regional issues

Option 4. Create New Agency

C. Core Service Delivery and Financial Sustainability



- Assumes continuation of a funding framework in the short term
- Allows for an expansion of core service programs, especially in light of cost savings from consolidation

D. Ease of Implementation



- Requires state legislation
- Requires agreement on a new governance structure

Option 4. Create New Agency

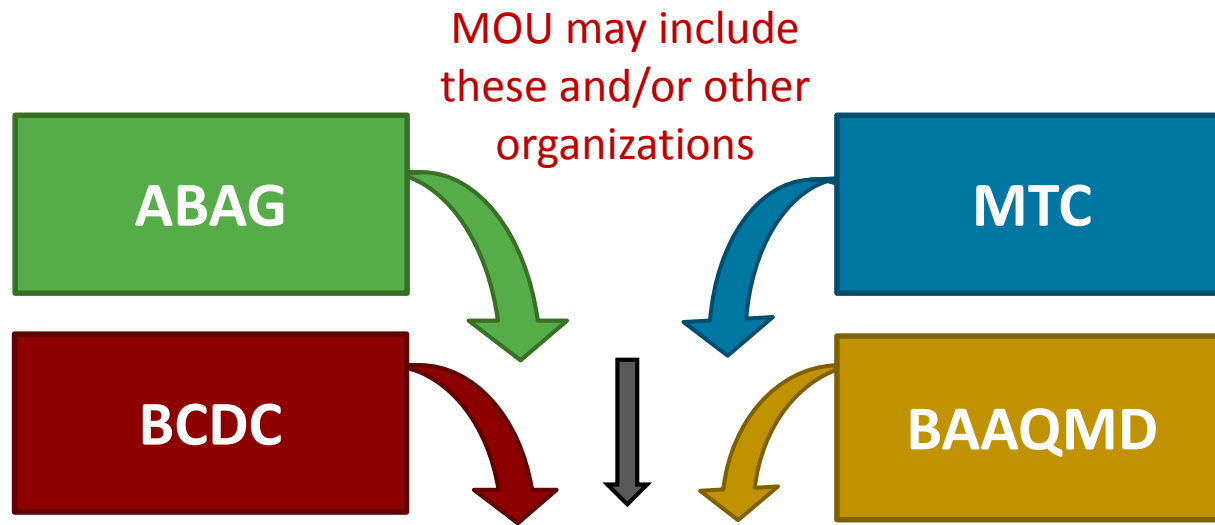
E. Implementation Support



- Increased security and stability of financial resources within a single, larger organization
- Enhances ability to recruit and retain qualified staff
- Meets strong stakeholder interest in having a unified planning agency
- Degree to which local governments support this option depends on the governance structure



Option 5. New Comprehensive Agency



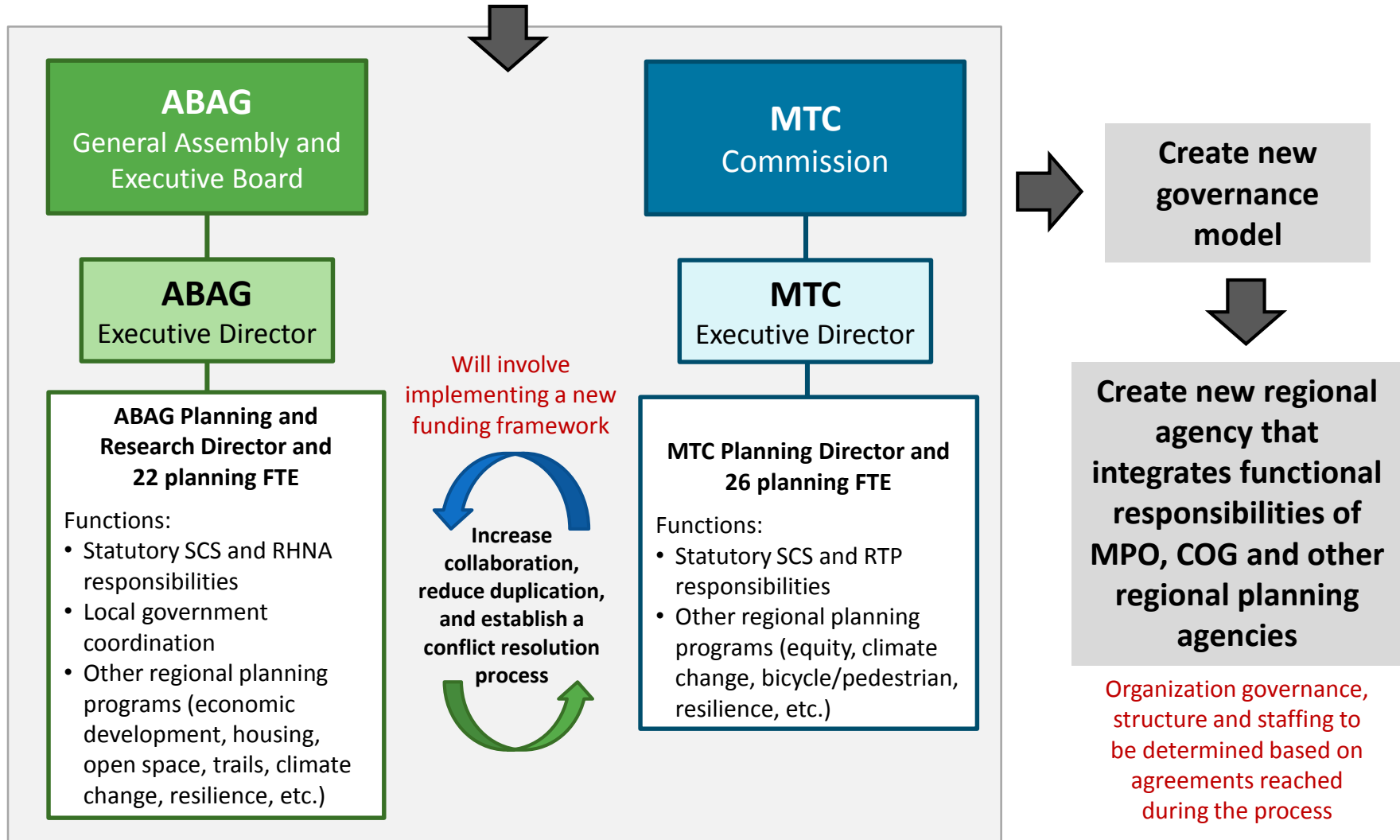
Enter into MOU

that sets forth the principles, parameters, and basic terms to guide creation of a new regional agency and governance model



Option 5. New Comprehensive Agency

Interim Step: No Structural Change



Option 5. New Comprehensive Agency

A. Operational Effectiveness and Accountability



- Creates clear staff roles and responsibilities in the long term
 - Establishes a comprehensive and unified approach to regional planning and environmental protection
 - Does not streamline PBA in the short term
-

B. Transparency in Policy Decision Making



- Allows for the creation of a representative governance structure, including streamlined committees
- Creates opportunity to more holistically address regional issues

Option 5. New Comprehensive Agency

C. Core Service Delivery and Financial Sustainability



- Assumes continuation of a funding framework in the short term
- Allows for an expansion of core service programs, especially in light of cost savings from consolidating multiple agencies

D. Ease of Implementation



- Requires agreement on new governance structure across multiple regional planning agencies, which appears a daunting, if not impossible task at present time
- Requires change in state legislation

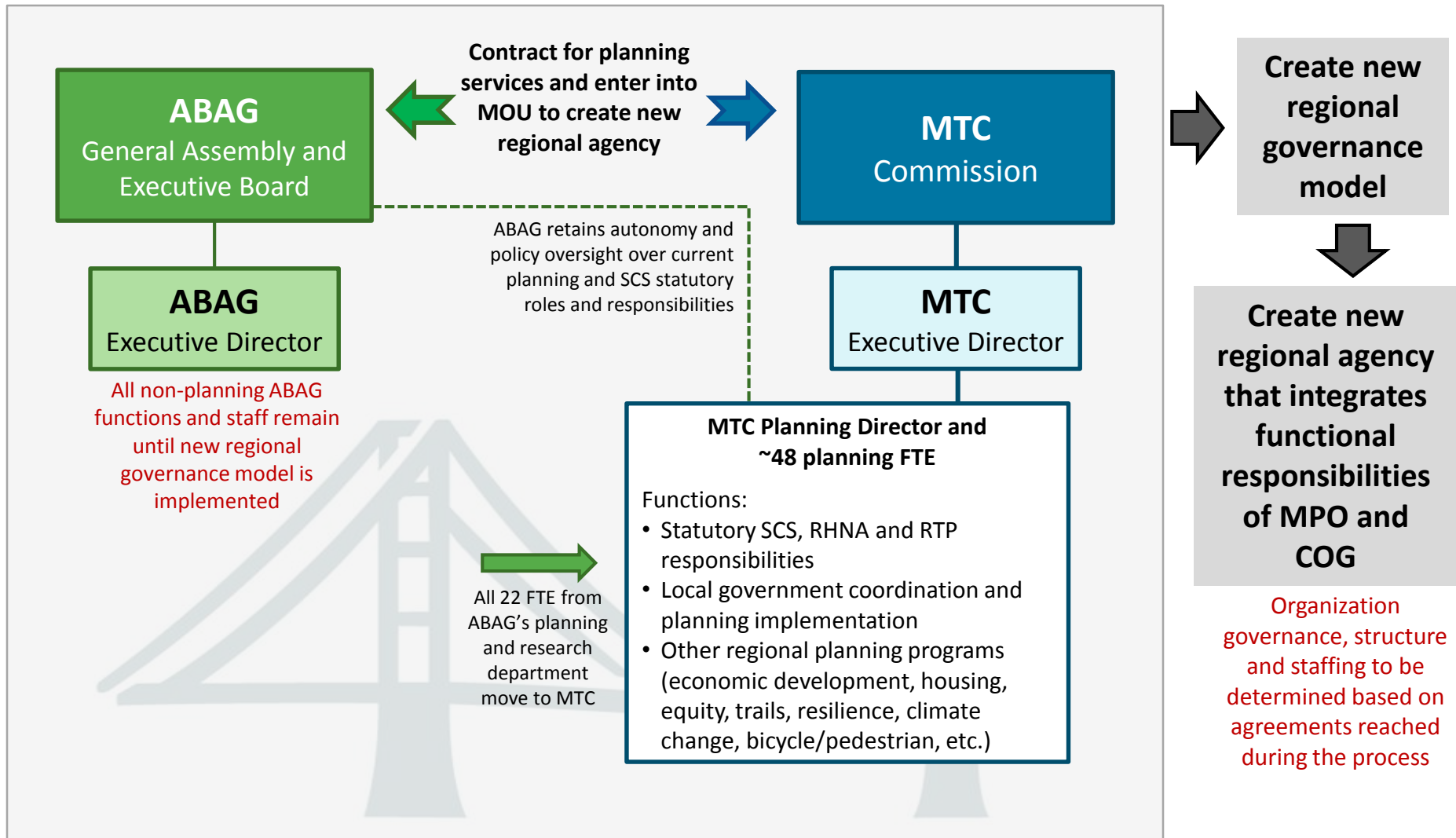
Option 5. New Comprehensive Agency

E. Implementation Support



- Increased security and stability of financial resources within a single, larger organization
- Enhances ability to recruit and retain qualified staff
- Meets strong stakeholder interest in having a unified planning agency
- Degree to which local governments support this option depends on the governance structure
- Would bring regulatory authority, which may decrease local government support

Option 6. Consolidate Planning Functions within MTC and Create New Agency



Option 6. Consolidate Planning Functions within MTC and Create New Agency

A. Operational Effectiveness and Accountability



- Provides a single agency staff accountable for PBA, streamlining process in the short term
 - Integrates land use and transportation planning and all MPO/COG functions within one unified agency in the long term
-

B. Transparency in Policy Decision Making



- Allows for the creation of a representative governance structure, including streamlined committees
- Creates opportunity to more holistically address regional issues

Option 6. Consolidate Planning Functions within MTC and Create New Agency

C. Core Service Delivery and Financial Sustainability



- Assumes continuation of a funding framework in the short term
- Allows for an expansion of core service programs, especially in light of cost savings from consolidation

D. Ease of Implementation



-
- Requires state legislation
 - Requires agreement on a new governance structure

Option 6. Consolidate Planning Functions within MTC and Create New Agency

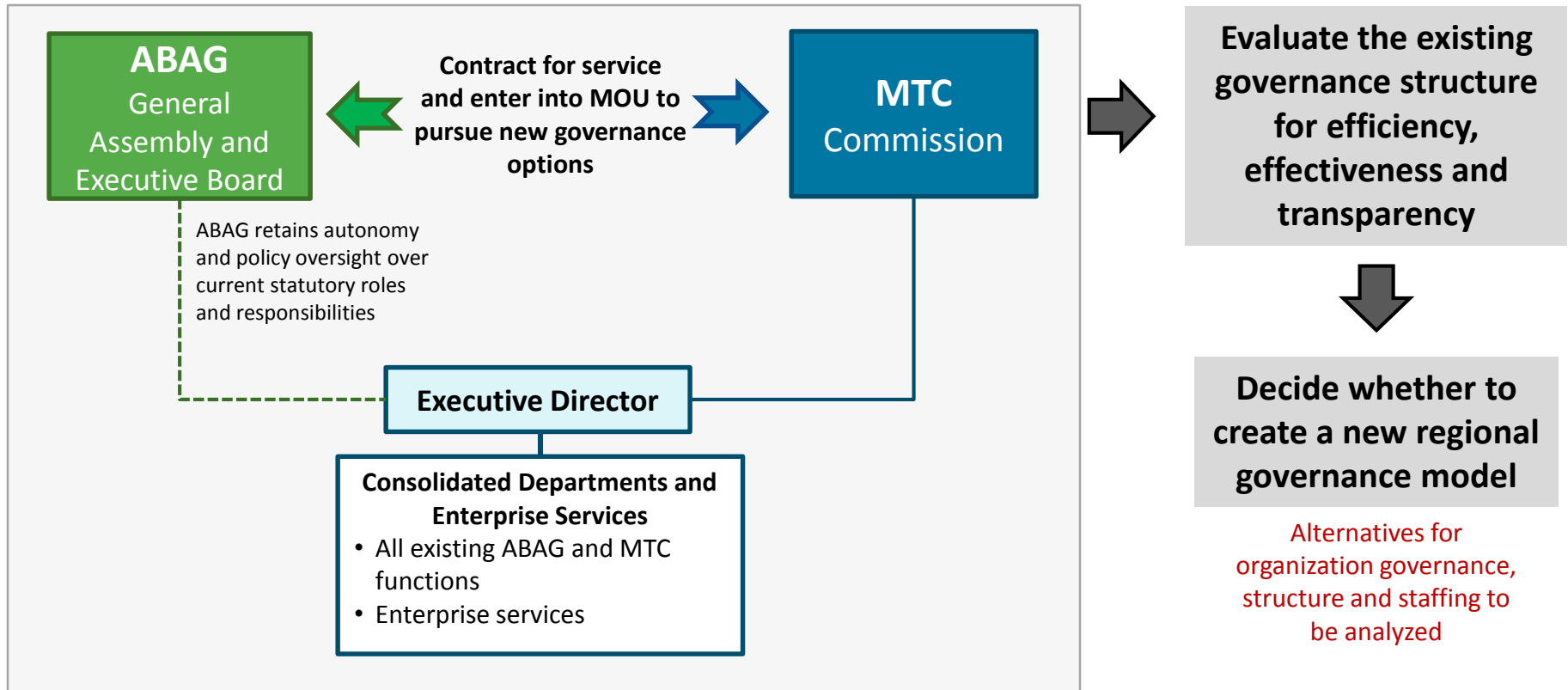
E. Implementation Support



- Increased security and stability of financial resources within a single, larger organization
- Enhances ability to recruit and retain qualified staff
- Meets strong stakeholder interest in having a unified planning agency
- Degree to which local governments support this option depends on the governance structure



Option 7. Consolidate all Staff Functions and Pursue New Governance Options



Option 7. Consolidate all Staff Functions and Pursue New Governance Options

A. Operational Effectiveness and Accountability



- Provides a single agency staff accountable for all MPO and COG functions
- Provides consolidated administrative services
- Integrates land use and transportation planning and MPO/COG functions within one agency

B. Transparency in Policy Decision Making



-
- Does not firmly commit to resolving the bifurcation of policy responsibilities
 - Allows for some improvement in policy oversight, but some inefficiencies are likely to remain
 - Requires the combined agency to demonstrate a strong commitment to local government engagement

Option 7. Consolidate all Staff Functions and Pursue New Governance Options

C. Core Service Delivery and Financial Sustainability



- Assumes continuation of a funding framework during implementation of staff consolidation
- Allows for an expansion of core service programs, especially in light of cost savings from consolidation

D. Ease of Implementation



-
- Requires change in state legislation (only if new governance option is implemented)
 - Requires agreement on a new governance structure (only if new governance option is implemented)

Option 7. Consolidate all Staff Functions and Pursue New Governance Options

E. Implementation Support



- Consolidated staff will be in a more securely funded organization
- Only partially addresses stakeholder interest in a unified regional planning agency because policy bifurcation remains
- Requires extensive engagement between the two agencies and clear agreements to ensure ABAG retains its autonomous role



Overall Rankings

	Operational Effectiveness and Accountability	Transparency in Policy Decision Making	Core Service Delivery and Financial Sustainability	Ease of Implementation	Implementation Support
MTC Res 4210	7	5	3	10	4
Option 1. No structural change	3	3	7	10	5
Option 2. Independent planning director	6	5	6	10	5
Option 3. New JPA	6	5	6	6	5
Option 4. Create new agency	9	10	10	4	9
Option 5. Pursue comprehensive agency	9	10	10	1	9
Option 6. Consolidate all planning staff and create new agency	10	10	10	4	9
Option 7. Consolidate all staff and pursue new governance options	10	7	10	4	8

Recommendation

Recommendation: Direct preparation of an implementation action plan and begin implementing Option 6.

OR

Alternative Recommendation (if no support for Option 6): Direct preparation of an implementation action plan and begin implementing Option 7.

Next Steps

Prepare an Implementation Plan and Present Plan to Joint Committee on May 27

OR

Refer recommended option to full Commission and ABAG Executive Committee for concurrence and return on May 27 to provide direction to consultant



Thank you





TO: Commission

DATE: April 22, 2016

FR: Executive Director

RE: Plan Bay Area 2040 Project Performance Assessment and State of Good Repair Performance Assessment: Draft Results & Findings

Later this year, the Commission will be discussing critical tradeoffs between transportation investments – ranging from major expansion projects to strategic efficiency improvements to funding for operations and maintenance. In order to better inform this Plan Bay Area 2040 dialogue, MTC staff has conducted a performance assessment of all major uncommitted transportation investments. Building upon the framework from the first Plan Bay Area, this assessment incorporates state of good repair alongside expansion projects for the first time, given the increasing needs associated with the region’s aging infrastructure. This memorandum discusses the overall framework and presents key performance findings based on the draft results.

Objectives and Scope

Given that the Plan must be fiscally constrained, the performance assessment is designed to help determine which projects should be prioritized for inclusion in Plan Bay Area 2040 (Plan). By adopting the Plan committed projects policy in April 2015, the Commission took the first step towards establishing the projects and project types that the region will fund and implement. After the Call for Projects for the Plan in September 2015, MTC Planning staff screened submittals for uncommitted, major capital investments (total cost greater than \$100 million) that could be evaluated with the region’s travel demand model. Staff determined that approximately 70 expansion, efficiency, and state of good repair investments were eligible for the assessment, adding up to a request for \$66 billion in project funding and \$49 billion in maintenance funding. Smaller-scale projects will be prioritized by the CMAs later in the planning process, and they too will be subject to the Plan’s fiscal constraint.

Assessment Components

The performance assessment includes two primary components, targets score and benefit-cost ratio, as well as several supplemental assessments:

- **Targets assessment.** Using qualitative criteria developed for each of the Plan’s adopted performance targets, we evaluate the degree to which each project meets the region’s targets. All thirteen targets are weighted equally, meaning that scores can range from +13 (strong support for all targets) to -13 (adverse impacts on all targets).
- **Benefit-cost assessment.** Using the regional travel demand model (Travel Model One), we estimate and monetize a project’s impact on regional travel time, travel cost, air quality, safety, health, and noise for the year 2040. The benefit-cost ratio divides these benefits by the project’s net annualized life cycle cost to provide an estimate of its cost-effectiveness.
- **Additional assessments.** In addition to the two primary assessments, the performance assessment includes several additional components. The project-level equity assessment explores the project’s impacts for equity-related targets and also identifies projects that

benefit communities of concern and lower-income residents. Similarly, the benefit-cost confidence assessment and the sensitivity assessment flag potential limitations of the analysis for the purpose of transparency.

Staff has met with congestion management agencies, project sponsors, and other performance stakeholders over the course of the last month. Based on feedback received, staff has made some initial revisions to the performance results in response; a high-level summary of comments received is included in **Attachment C**.

Key Findings

1. Maintaining regional transit infrastructure ranks as the top priority, given its high level of cost-effectiveness and strong support of adopted targets.

Maintenance of rail and bus systems across the region was identified as one of the most cost-effective and sustainable investments under consideration in the Plan. In addition to shaving times off of transit commutes, achieving a state of good repair for transit infrastructure yields significant greenhouse gas reduction benefits and strongly supports most of the adopted performance targets. While transit efficiency and expansion projects perform quite well, transit maintenance investments perform even better – further emphasizing the imperative behind the region’s long standing “Fix It First” policy.

2. Land use matters – projects that support Plan Bay Area 2013 growth patterns showed strong performance.

The project performance assessment for the first Plan Bay Area had to rely on a land use pattern developed prior to passage of SB 375. Relying upon the focused growth pattern laid out by Plan Bay Area 2013, this performance assessment identifies a series of cost-effective transit investments, ranging from BART to Silicon Valley in the South Bay to Geary Bus Rapid Transit (BRT) in San Francisco. Furthermore, projects that boost frequencies on regional rail systems, or expand rapid fixed-guideway service to a growing job center, provide significant benefits; in particular, the BART Metro Program first analyzed in Plan Bay Area 2013 remains a cost-effective project for this planning cycle.

3. Highly-used highways and transit systems remain the backbone of the region – both efficiency and maintenance investments prove highly cost-effective.

Since forecasts indicate that the majority of Bay Area residents will continue to drive in the year 2040, maintaining heavily-used facilities while leveraging advanced technologies to smooth traffic flow, proves to be an effective strategy. Highway pavement maintenance achieved the highest benefit-cost ratio of any investment analyzed for the Plan, given that additional funding to smooth the region’s highways would actually decrease maintenance costs relative to today. Furthermore, technological improvements through the Columbus Day Initiative would generate significant time savings at a relatively low cost by taking advantage of ramp metering, signal coordination, and advanced queue warning signs.

4. Projects in chronically congested corridors generally provide the biggest bang per buck.

Similar to the Plan Bay Area 2013 performance assessment, bus rapid transit (BRT) projects are cost-effective ways to significantly improve transit travel times. They generate the highest benefit when they provide a competitive choice to driving within congested corridors, such as Geary BRT in San Francisco, San Pablo BRT in the East Bay, and El Camino BRT in the South Bay. Increasing ferry service from Vallejo and Richmond to San Francisco also

showed a high-level of cost-effectiveness, as it improves transit options within the congested Interstate 80 corridor. At the same time, projects that add either road capacity or transit service in areas with low travel demand relative to available capacity yield some of the lowest benefits.

5. In general, road efficiency projects outperform road expansion projects, reflecting lower costs and fewer environmental impacts.

Among roadway investments, operational efficiency projects generally performed better on both assessments, with higher benefit-cost ratios and stronger targets scores. Investments such as the Columbus Day Initiative, US-101 HOV Lanes, and I-580 ITS Improvements outranked many of the highway widening projects submitted for consideration. The latter set of projects feature significantly higher price tags than road efficiency investments while increasing development pressure far from existing urban centers, leading to low-performing designations on one or both scores.

6. All of the region's highest-performing projects increase access to Communities of Concern.

Every project with a high benefit-cost ratio and a strong support rating for regional targets improves access to at least one Community of Concern in the Bay Area. The notable result reflects the strong equity nexus in the adopted performance targets, with six of the thirteen targets having a clear nexus with social equity. Network-wide bus and rail service increases score the highest on these targets, which help to advance healthy and safe communities, affordable transportation options, access to jobs, and job creation.

Next Steps

As we move towards a preferred scenario for the Plan in the fall, the performance results will play a key role in crafting a transportation investment strategy. Key milestones include:

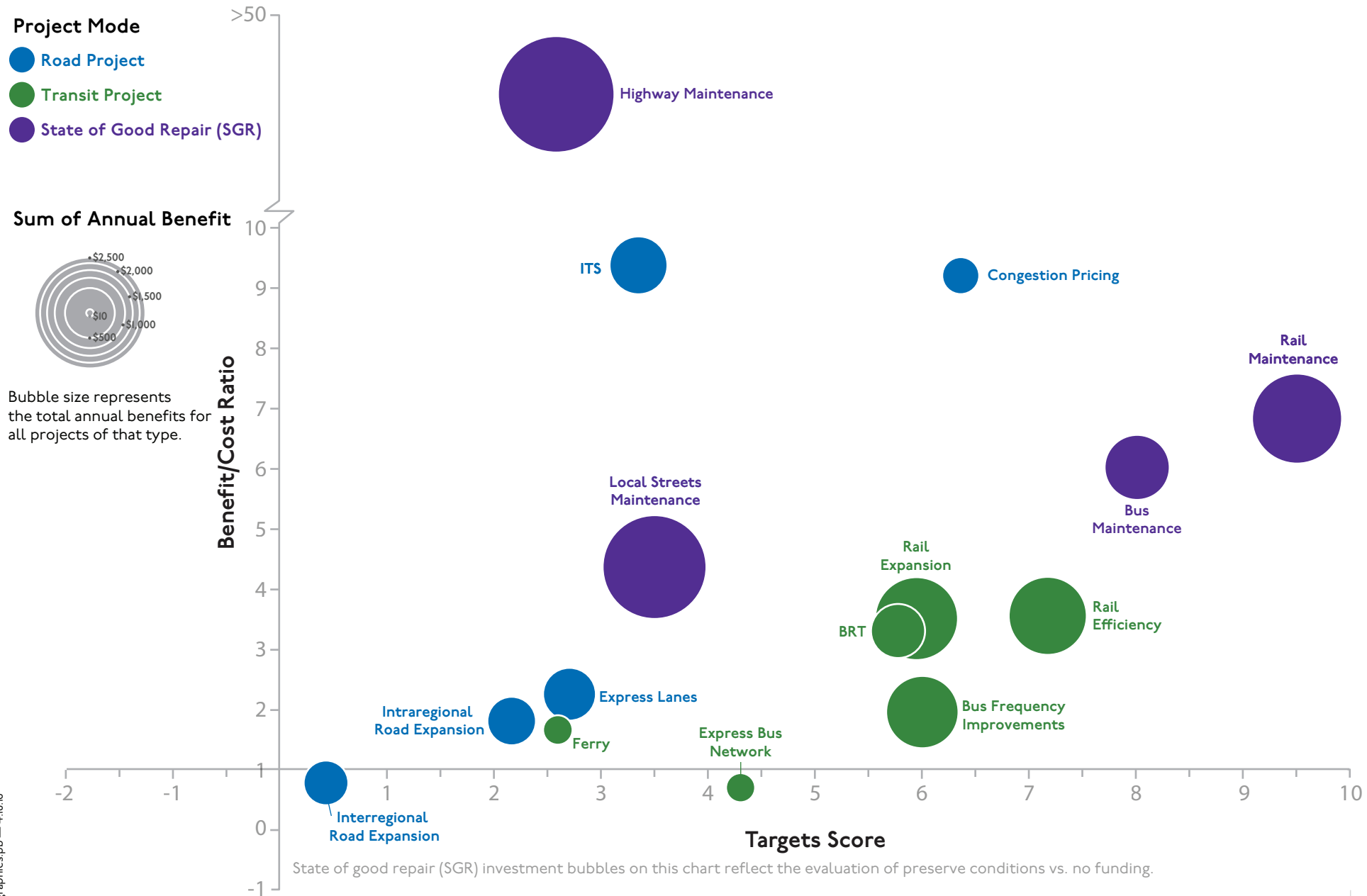
- **May:** final performance results and staff recommendation for high- and low-performer thresholds under consideration for adoption by MTC Planning Committee
- **June:** deadline for low-performing project sponsors to submit compelling case to MTC staff
- **July:** staff recommendation for final actions on project performance assessment under consideration for adoption by MTC Planning Committee
- **September:** preferred scenario for the Plan slated for adoption by MTC and ABAG, incorporating outcomes of the performance assessment.



Steve Heminger

Attachments:

- **Attachment A:** Draft Performance Bubble Charts – Benefit-Cost and Targets Support
- **Attachment B:** Draft Project & State of Good Repair Performance Summary Table
- **Attachment C:** Summary of Feedback from Sponsors and Stakeholders
- PowerPoint



Plan Bay Area 2040

Project Performance Assessment: Draft Results for Road Projects



Project Mode

- Road Project
- Transit Project
- State of Good Repair (SGR)

Sum of Annual Benefit



Bubble size represents the total annual benefits for the project.



Plan Bay Area 2040

Project Performance Assessment: Draft Results for Transit Projects



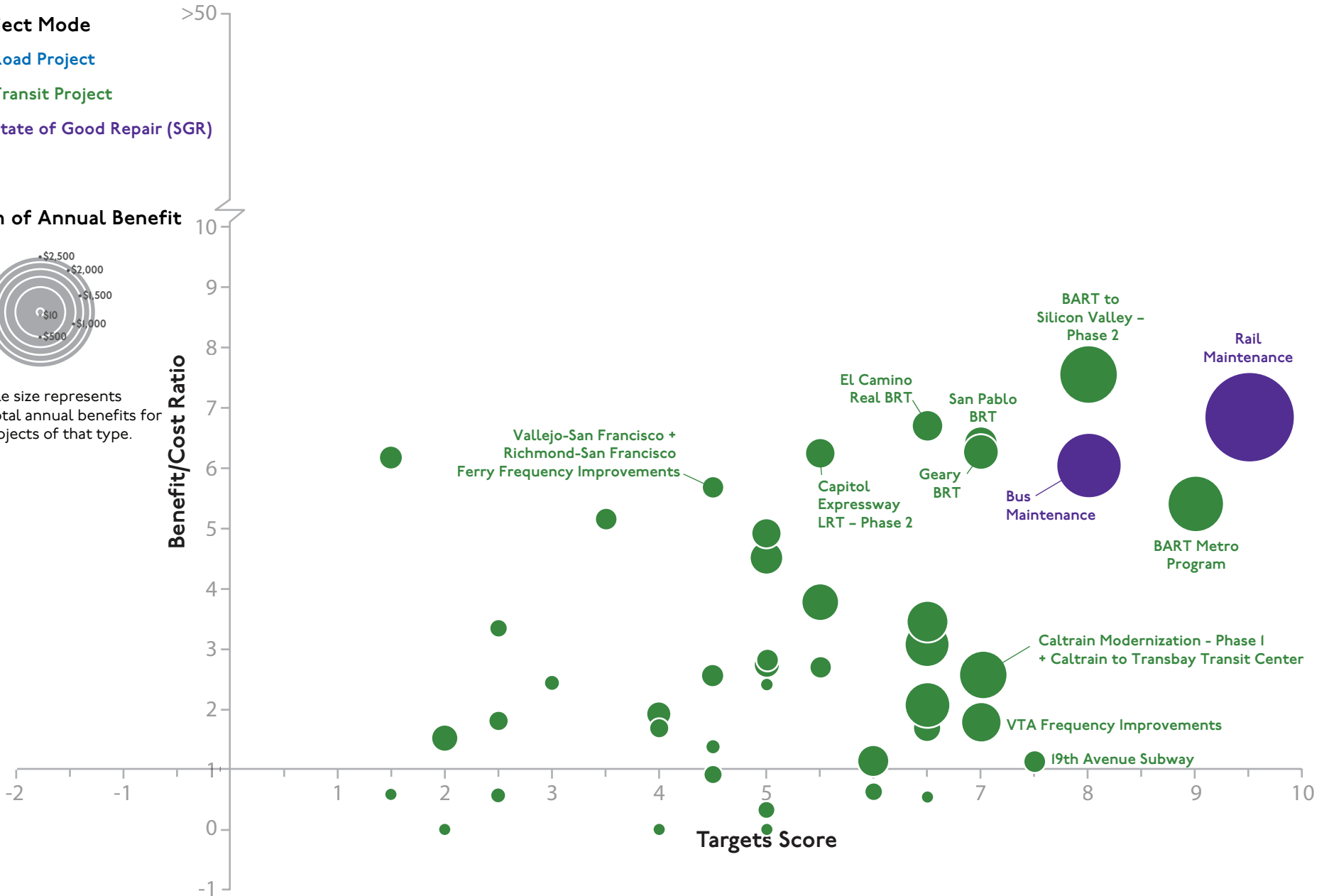
Project Mode

- Road Project
- Transit Project
- State of Good Repair (SGR)

Sum of Annual Benefit



Bubble size represents the total annual benefits for all projects of that type.



ROW	ID	PROJECT NAME	LOCATION (COUNTY)	PROJECT TYPE	ANNUAL BENEFIT	ANNUAL COST	B/C RATIO	TARGETS SCORE
1	1503	Highway Pavement Maintenance (Ideal Conditions vs. Preserve Conditions)	Multi-County	Highway Maintenance	\$638	(\$1)	>50	2.5
2	1502	Highway Pavement Maintenance (Preserve Conditions vs. No Funding)	Multi-County	Highway Maintenance	\$2,433	\$144	17	2.5
3	302	Treasure Island Congestion Pricing (Toll + Transit Improvements)	San Francisco	Congestion Pricing	\$56	\$4	14	4.5
4	1301	Columbus Day Initiative	Multi-County	ITS	\$421	\$38	11	4.0
5	209	SR-84 Widening + I-680/SR-84 Interchange Improvements (Livermore to I-680)	Alameda	Intraregional Road Expansion	\$116	\$13	9	1.0
6	501	BART to Silicon Valley – Phase 2 (Berryessa to Santa Clara)	Santa Clara	Rail Expansion	\$472	\$62	8	8.0
7	306	Downtown San Francisco Congestion Pricing (Toll + Transit Improvements)	San Francisco	Congestion Pricing	\$84	\$11	7	7.0
8	1651	Public Transit Maintenance - Rail Operators (Preserve Conditions vs. No Funding)	Multi-County	Rail Maintenance	\$1,351	\$198	7	9.5
9	506	El Camino Real BRT (Palo Alto to San Jose)	Santa Clara	BRT	\$85	\$13	7	6.5
10	207	San Pablo BRT (San Pablo to Oakland)	Multi-County	BRT	\$106	\$16	6	7.0
11	301	Geary BRT	San Francisco	BRT	\$124	\$20	6	7.0
12	505	Capitol Expressway LRT – Phase 2 (Alum Rock to Eastridge)	Santa Clara	Rail Expansion	\$77	\$12	6	5.5
13	518	ACE Alviso Double-Tracking	Santa Clara	Rail Efficiency	\$36	\$6	6	1.5
14	1650	Public Transit Maintenance - Bus Operators (Preserve Conditions vs. No Funding)	Multi-County	Bus Maintenance	\$623	\$103	6	8.0
15	1203	Vallejo-San Francisco + Richmond-San Francisco Ferry Frequency Improvements	Multi-County	Ferry	\$29	\$5	6	4.5
16	1001	BART Metro Program (Service Frequency Increase + Bay Fair Operational Improvements + SFO Airport Express Train)	Multi-County	Rail Efficiency	\$430	\$80	5	9.0
17	203	Irvington BART Infill Station	Alameda	Rail Efficiency	\$30	\$6	5	3.5
18	101	Express Lane Network (US-101 San Mateo/San Francisco)	Multi-County	Express Lanes	\$48	\$10	5	0.5
19	903	Sonoma County Service Frequency Improvements	Sonoma	Bus Frequency Improvements	\$75	\$15	5	5.0
20	523	VTA Service Frequency Improvements (15-Minute Frequencies)	Santa Clara	Bus Frequency Improvements	\$103	\$23	4	5.0
21	211	SR-262 Connector (I-680 to I-880)	Alameda	Intraregional Road Expansion	\$22	\$5	4	-0.5
22	1403	Local Streets and Roads Maintenance (Preserve Conditions vs. No Funding)	Multi-County	Local Streets Maintenance	\$1,875	\$428	4	3.5
23	210	I-580 ITS Improvements	Alameda	ITS	\$44	\$11	4	1.0
24	504	Stevens Creek LRT	Santa Clara	Rail Expansion	\$144	\$38	4	5.5
25	1101	Caltrain Modernization - Phase 1 (Electrification + Service Frequency Increase)	Multi-County	Rail Efficiency	\$195	\$56	3	6.5

all benefits and costs are in millions of 2017 dollars

ROW	ID	PROJECT NAME	LOCATION (COUNTY)	PROJECT TYPE	ANNUAL BENEFIT	ANNUAL COST	B/C RATIO	TARGETS SCORE
26	605	Jepson Parkway (Fairfield to Vacaville)	Solano	Intraregional Road Expansion	\$17	\$5	3	1.0
27	1202	Oakland-Alameda-San Francisco Ferry Frequency Improvements	Multi-County	Ferry	\$16	\$5	3	2.5
28	1102	Caltrain Modernization - Phase 1 + Phase 2 (Electrification + Service Frequency Increase + Capacity Expansion)	Multi-County	Rail Efficiency	\$236	\$77	3	6.5
29	411	SR-4 Auxiliary Lanes - Phases 1 + 2 (Concord to Pittsburg)	Contra Costa	Intraregional Road Expansion	\$44	\$15	3	2.0
30	507	Vasona LRT – Phase 2 (Winchester to Vasona Junction)	Santa Clara	Rail Expansion	\$30	\$11	3	5.0
31	515	Tasman West LRT Realignment (Fair Oaks to Mountain View)	Santa Clara	Rail Expansion	\$48	\$18	3	5.0
32	517	Stevens Creek BRT	Santa Clara	BRT	\$29	\$11	3	5.5
33	102	US-101 HOV Lanes (San Francisco + San Mateo Counties)	Multi-County	Express Lanes	\$63	\$25	3	2.0
34	503	SR-152 Tollway (Gilroy to Los Banos)	Multi-County	Interregional Road Expansion	\$95	\$37	3	-1.5
35	307	Caltrain Modernization - Phase 1 (Electrification + Service Frequency Increase) + Caltrain to Transbay Transit Center	Multi-County	Rail Expansion	\$290	\$113	3	7.0
36	331	Better Market Street	San Francisco	BRT	\$32	\$13	3	4.5
37	1206	Alameda Point-San Francisco Ferry	Multi-County	Ferry	\$12	\$5	2	3.0
38	1204	Berkeley-San Francisco Ferry	Multi-County	Ferry	\$10	\$4	2	5.0
39	1302	Express Lane Network (East and North Bay)	Multi-County	Express Lanes	\$214	\$91	2	3.0
40	206	AC Transit Service Frequency Improvements	Multi-County	Bus Frequency Improvements	\$248	\$120	2	6.5
41	513	North Bayshore LRT (NASA/Bayshore to Google)	Santa Clara	Rail Expansion	\$42	\$22	2	4.0
42	604	Solano County Express Bus Network	Multi-County	Express Bus Network	\$21	\$12	2	2.5
43	522	VTA Service Frequency Improvements (10-Minute Frequencies)	Santa Clara	Bus Frequency Improvements	\$177	\$99	2	7.0
44	402	eBART – Phase 2 (Antioch to Brentwood)	Contra Costa	Rail Expansion	\$21	\$12	2	4.0
45	311	Muni Forward Program	San Francisco	Bus Frequency Improvements	\$60	\$36	2	6.5
46	901	US-101 Marin-Sonoma Narrows HOV Lanes – Phase 2	Multi-County	Intraregional Road Expansion	\$31	\$19	2	3.0
47	409	I-680/SR-4 Interchange Improvements + HOV Direct Connector	Contra Costa	Intraregional Road Expansion	\$42	\$27	2	3.0
48	103	El Camino Real Rapid Bus (Daly City to Palo Alto)	San Mateo	Bus Frequency Improvements	\$54	\$36	2	2.0
49	401	TriLink Tollway + Expressways (Brentwood to Tracy/Altamont Pass)	Multi-County	Interregional Road Expansion	\$75	\$51	1	-0.5
50	801	Golden Gate Transit Frequency Improvements	Multi-County	Express Bus Network	\$11	\$8	1	4.5

all benefits and costs are in millions of 2017 dollars

ROW	ID	PROJECT NAME	LOCATION (COUNTY)	PROJECT TYPE	ANNUAL BENEFIT	ANNUAL COST	B/C RATIO	TARGETS SCORE
51	313	Muni Service Frequency Improvements	San Francisco	Bus Frequency Improvements	\$89	\$79	1	6.0
52	312	19th Avenue Subway (West Portal to Parkmerced)	San Francisco	Rail Efficiency	\$30	\$27	1	7.5
53	502	Express Lane Network (Silicon Valley)	Santa Clara	Express Lanes	\$43	\$38	1	3.0
54	1413	Local Streets and Roads Maintenance (Preserve Conditions vs. Local Funding)	Multi-County	Local Streets Maintenance	\$194	\$198	1	3.5
55	516	VTA Express Bus Frequency Improvements	Santa Clara	Express Bus Network	\$18	\$19	0.9	4.5
56	202	East-West Connector (Fremont to Union City)	Alameda	Intraregional Road Expansion	\$10	\$12	0.9	1.5
57	304	Southeast Waterfront Transportation Improvements (Hunters Point Transit Center + New Express Bus Services)	San Francisco	Express Bus Network	\$16	\$27	0.6	6.0
58	410	Antioch-Martinez-Hercules-San Francisco Ferry	Multi-County	Ferry	\$9	\$16	0.6	1.5
59	403	I-680 Express Bus Frequency Improvements	Multi-County	Express Bus Network	\$12	\$21	0.6	2.5
60	404	SR-4 Widening (Antioch to Discovery Bay)	Contra Costa	Interregional Road Expansion	\$9	\$17	0.5	-0.5
61	510	Downtown San Jose Subway (Japantown to Convention Center)	Santa Clara	Rail Efficiency	\$10	\$18	0.5	6.5
62	104	Geneva-Harney BRT + Corridor Improvements	Multi-County	BRT	\$15	\$46	0.3	5.0
63	508	SR-17 Tollway + Santa Cruz LRT (Los Gatos to Santa Cruz)	Multi-County	Interregional Road Expansion	\$57	\$200	0.3	1.0
64	519	Lawrence Freeway	Santa Clara	Intraregional Road Expansion	\$7	\$34	0.2	2.0
65	601	I-80/I-680/SR-12 Interchange Improvements	Solano	Intraregional Road Expansion	\$5	\$32	0.2	2.5
66	1304	Bay Bridge West Span Bike Path	San Francisco	Bike/Ped	\$4	\$30	0.1	2.0
67	205_15	Express Bus Bay Bridge Contraflow Lane	Multi-County	Express Bus Network	\$0	\$10	0	5.0
68	905	SMART – Phase 3 (Santa Rosa Airport to Cloverdale)	Sonoma	Rail Expansion	\$0	\$12	0	4.0
69	1201	San Francisco-Redwood City + Oakland-Redwood City Ferry	Multi-County	Ferry	\$0	\$8	0	2.0
70	1407	Local Streets and Roads Maintenance (Ideal Conditions vs. Preserve Conditions)	Multi-County	Local Streets Maintenance	TBD	TBD	TBD	3.5

all benefits and costs are in millions of 2017 dollars

Staff released preliminary draft results to stakeholders in mid-March and solicited feedback on the assessment methodology and results. Staff have since made revisions to performance results, which are reflected in the results release for the MTC Commission Workshop. The bulk of the revisions have been on project-specific targets scores where sponsors provided additional information relevant to qualitative criteria. Other changes include project consolidations, rescoping of projects, and incorporation of benefit-cost results for express lane projects. This document summarizes general feedback on the results and limitations of the two primary assessments.

1. Generally, there is broad support for the six overarching findings of the assessment. Stakeholders agree that funding transit maintenance remains a high priority for the Plan update. There is also general support for the current rankings of the top performing projects, both on benefit-cost and targets score.
2. Given that performance is ultimately defined by considering both cost-effectiveness and targets performance, some stakeholders recommend a higher weight for the benefit-cost ratio, while others think the targets score should be the primary definition of performance. Some stakeholders argue that the benefit-cost assessment is model-driven and thus a more objective calculation of benefits. Other stakeholders support the targets score approach, arguing that the benefit-cost framework is missing important project benefits that are better captured in a qualitative assessment. Staff will consider these comments when recommending thresholds based on both scores to define high- and low-performers. That discussion will occur at the May Planning Committee.
3. Stakeholders and MTC staff have noted several limitations to the benefit-cost methodology. These arise mostly due to the application of a single tool, the regional travel demand model, to evaluate many different types of projects across the region. Staff have started to note several of the following limitations in the draft benefit-cost confidence assessment:
 - a. The assessment does not explicitly evaluate the benefits related to relieving traffic bottlenecks caused by weaving and merging behavior at interchanges.
Projects affected: highway operational projects like the 80/680/12 Interchange, 680/SR-4 Interchange, and SR-4 Auxiliary Lanes
 - b. The benefit-cost framework does not evaluate the benefits of relieving transit crowding and reliability, which may be higher than the travel time savings associated with service improvements.
Projects affected: transit projects in the Transbay Corridor, capacity-increasing projects in San Francisco (Muni Forward, 19th Avenue Subway)
 - c. The travel model simplistically estimates freight travel behavior, meaning that it may be underestimating the freight benefits of projects, either in terms of the number of truck trips or impacts of freight-specific infrastructure like truck scales.
Projects affected: highway projects with freight components like the 80/680/12 Interchange or the SR-152 Alignment
 - d. The travel model simplistically applies an average toll when simulating the operations of express lanes. This assumption influences the performance of express lane projects that would otherwise use price signals to dynamically manage demand throughout the peak period.
Projects affected: all express lane projects

4. Stakeholders have commented on target-specific criteria used to qualitatively evaluate projects against the 13 adopted targets for Plan Bay Area 2040. The targets that have received the most attention are the displacement risk and job creation targets:
 - a. **Displacement risk** performance is defined by past displacement outcomes and anticipated future risk, as estimated by forecasted growth in Plan Bay Area. Projects that serve jurisdictions in the urban core are most affected as they will be in areas with both existing and future displacement issues. Staff notes that this is a simplistic application of the target based on available data; however, staff did not want to preempt ongoing policy conversation related to displacement risk in the context of Plan scenarios and OBAG 2.
 - b. **Job creation** performance is estimated by considering the type of jobs that each transportation project would be likely to directly create. A project would support this target if it would create short-term construction jobs and long-term operations jobs required to operate new transit service or operate a transportation management center. No project in the assessment received a negative score for this target. Staff notes that this is a narrow application of the job creation target but notes that it is a consistent method for generally differentiating amongst transportation projects that all may lead to some level of indirect job creation.

Plan
Bay Area
2040

PROJECT PERFORMANCE ASSESSMENT: DRAFT RESULTS & KEY FINDINGS

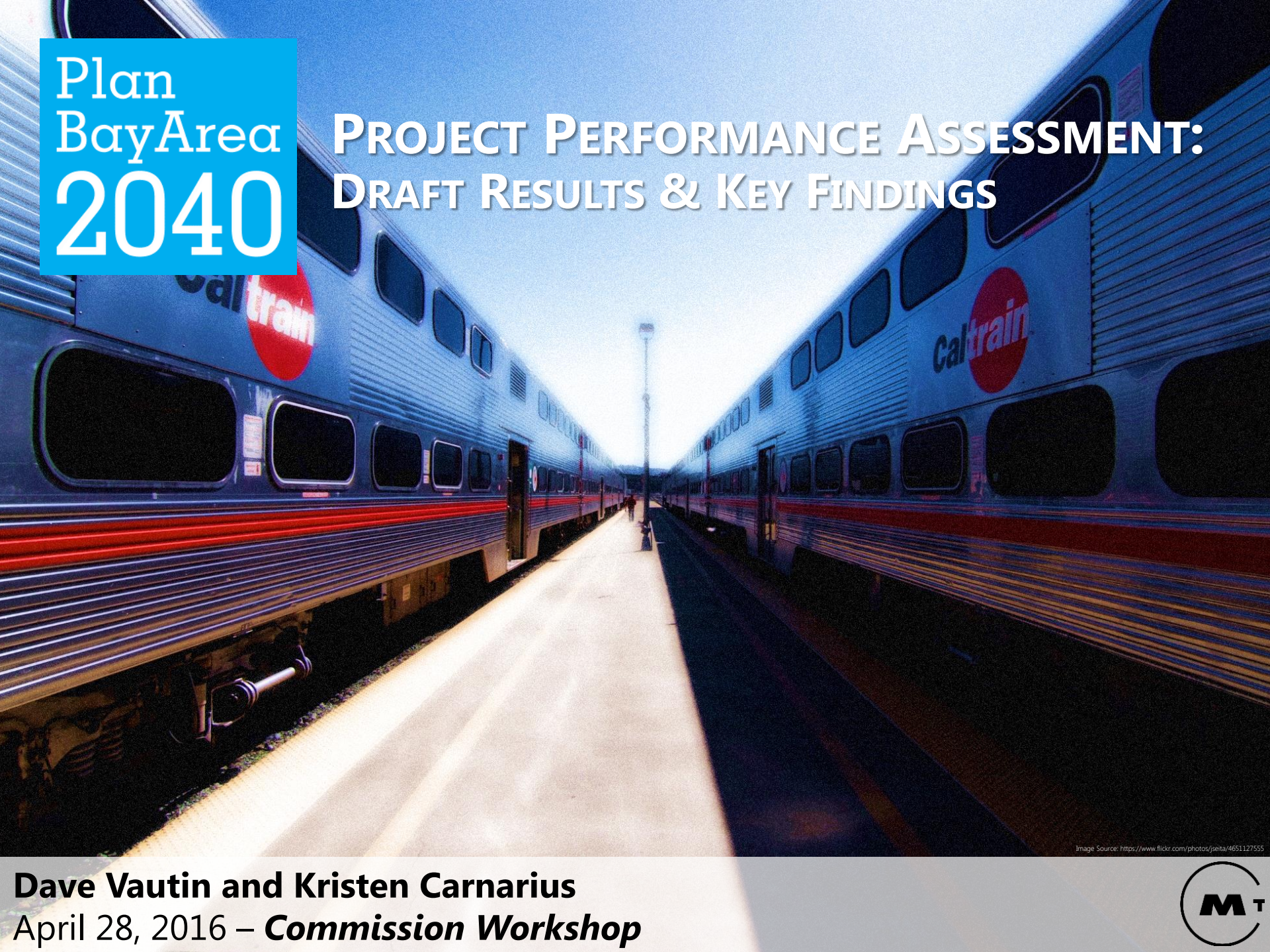


Image Source: <https://www.flickr.com/photos/jseta/4651127555>

Dave Vautin and Kristen Carnarius
April 28, 2016 – **Commission Workshop**



What's the role of project performance?

Plan
BayArea
2040

To inform a robust dialogue about regional priorities and trade-offs in a fiscally-constrained environment

To evaluate proposed transportation investments on **a level playing field** using the same methodologies

To understand how specific projects support – or adversely impact – **targets adopted by the Commission**



The Big Picture

Plan
BayArea
2040

**MAJOR CAPITAL PROJECTS
PERFORMANCE ASSESSMENT**

**STATE OF GOOD REPAIR
PERFORMANCE ASSESSMENT**

**Regional Transportation Plan
INVESTMENT STRATEGY**

**SCENARIO
PERFORMANCE ASSESSMENT**

NEEDS ASSESSMENTS

COUNTY PRIORITIES

How do we evaluate projects?

Rely upon the framework established in Plan Bay Area.

- 1 Consistently evaluate uncommitted major transportation investments
- 2 Identify **outliers** in performance
- 3 Prioritize funding for high-performing projects

Which projects?

Does the project...

- ✔ Need regional funding AND
- ✔ Cost more than \$100M AND
- ✔ Increase capacity or address state of good repair?

If so, then the project is evaluated as part of the performance assessment!



Road Efficiency



Transit Efficiency

Transit Expansion




Road Expansion



Regional Transit Maintenance

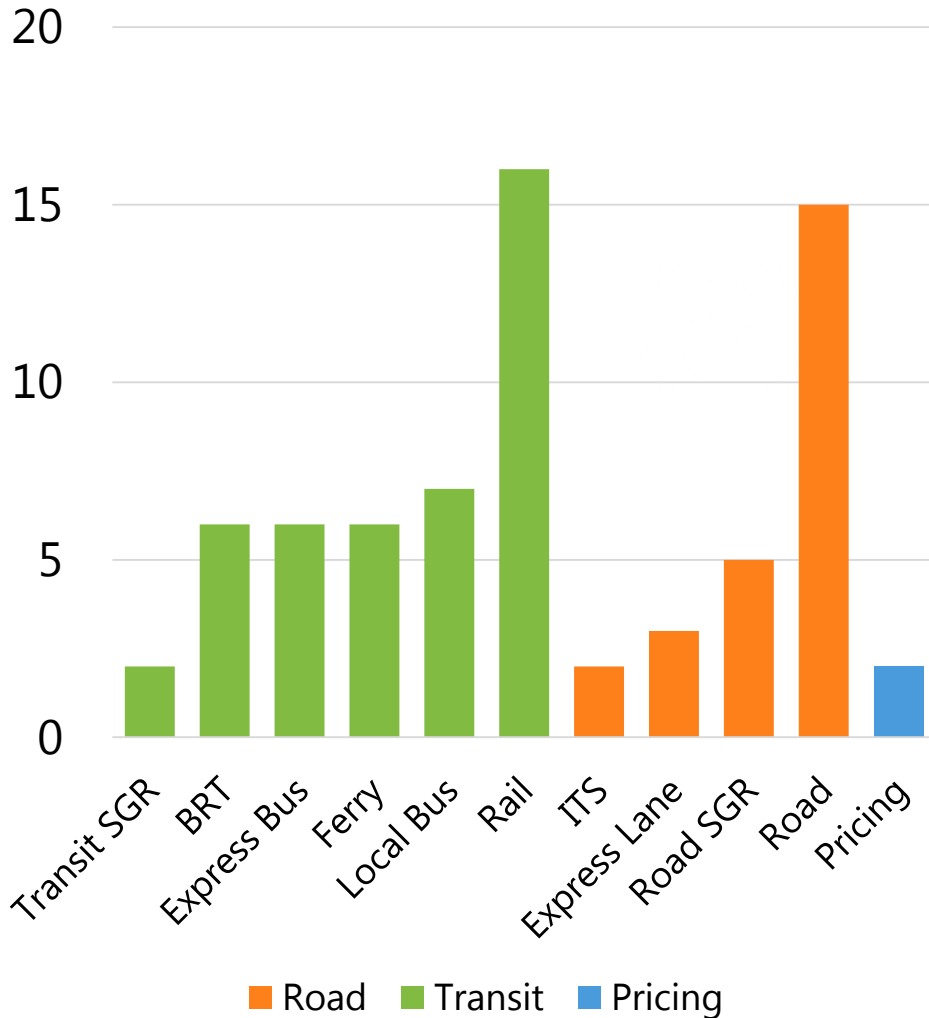


Regional Road Maintenance

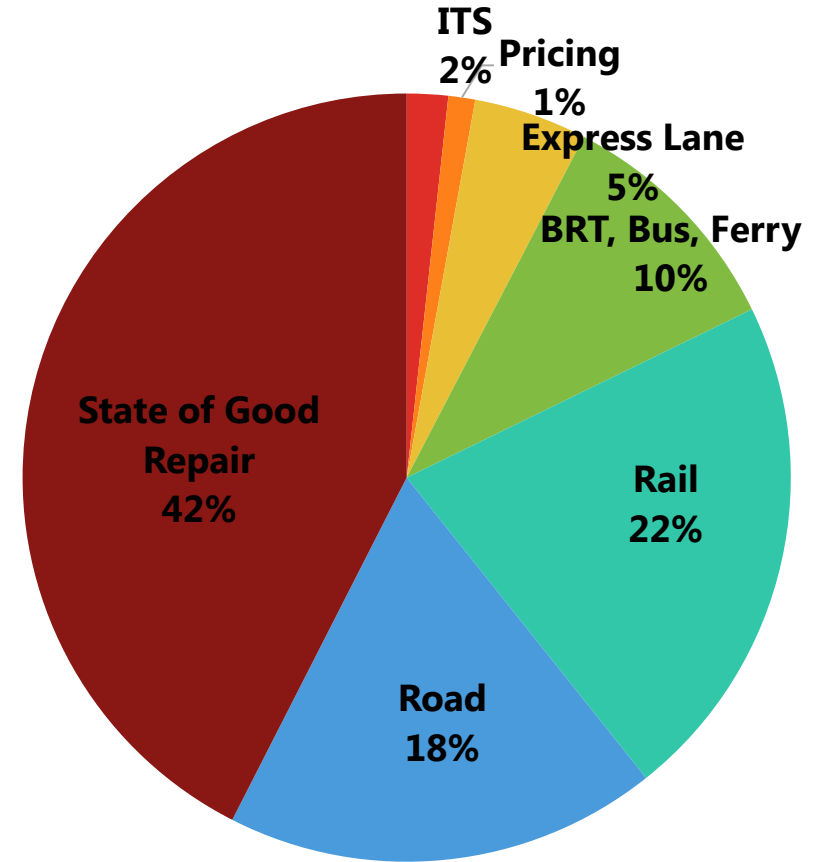


Project Performance List


Number of Projects by Type (total ~ 70)



Project Cost by Type



Total Cost = \$115 billion



TARGETS ASSESSMENT

*Assessed qualitatively using
targets scores*

Determine impact on adopted
targets

BENEFIT-COST ASSESSMENT

*Assessed quantitatively using
MTC Travel Model*

Evaluate relative cost-
effectiveness



TARGETS ASSESSMENT

Assessed qualitatively using target scores

Plan
BayArea
2040



Climate Protection



Affordable Housing



Non-Auto Mode Share



Adequate Housing



Displacement Risk



Road State of Good Repair



Healthy & Safe Communities



Access to Jobs



Transit State of Good Repair



Open Space & Agricultural Preservation



Job Creation



Housing & Transportation Costs



Goods Movement

Maximum score:

13

if the project supports all 13 targets strongly



BENEFIT – COST ASSESSMENT

Assessed quantitatively using MTC Travel Model One

Plan
BayArea
2040

Benefits (\$)

Travel time + cost

Emissions

Collisions

Health

Costs (\$)

Capital

Net operating & maintenance

Key Assumptions:

- Baseline transportation network ~ 2018
- Adopted 2040 land pattern from Plan Bay Area

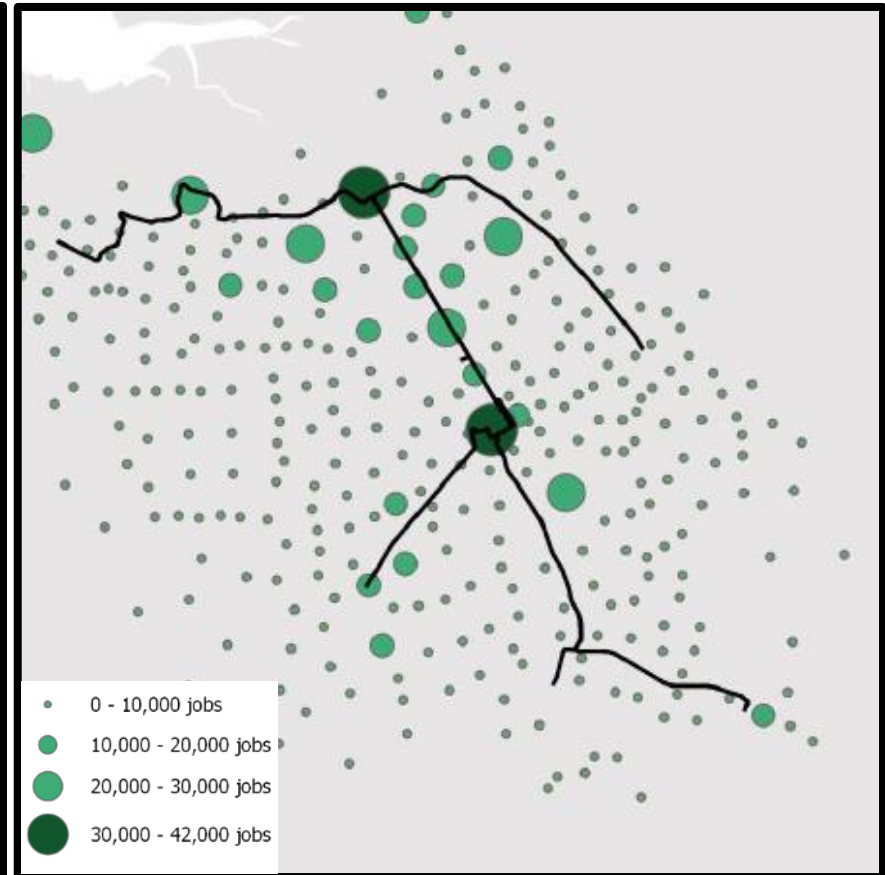
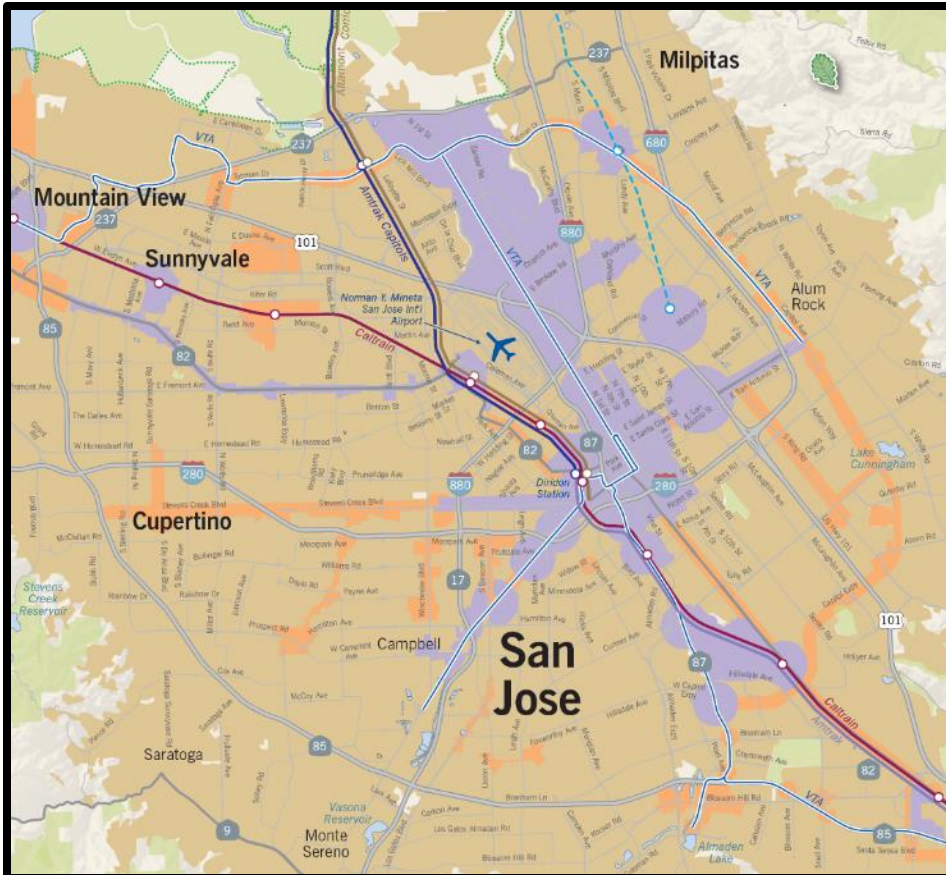


The Bay Area in 2040

From Plan Bay Area:

Almost **40%** of the **jobs** and **housing units** added from 2010 to 2040 will be in the region's 3 largest cities: **San Jose, San Francisco, and Oakland**

San Jose job distribution in year 2040



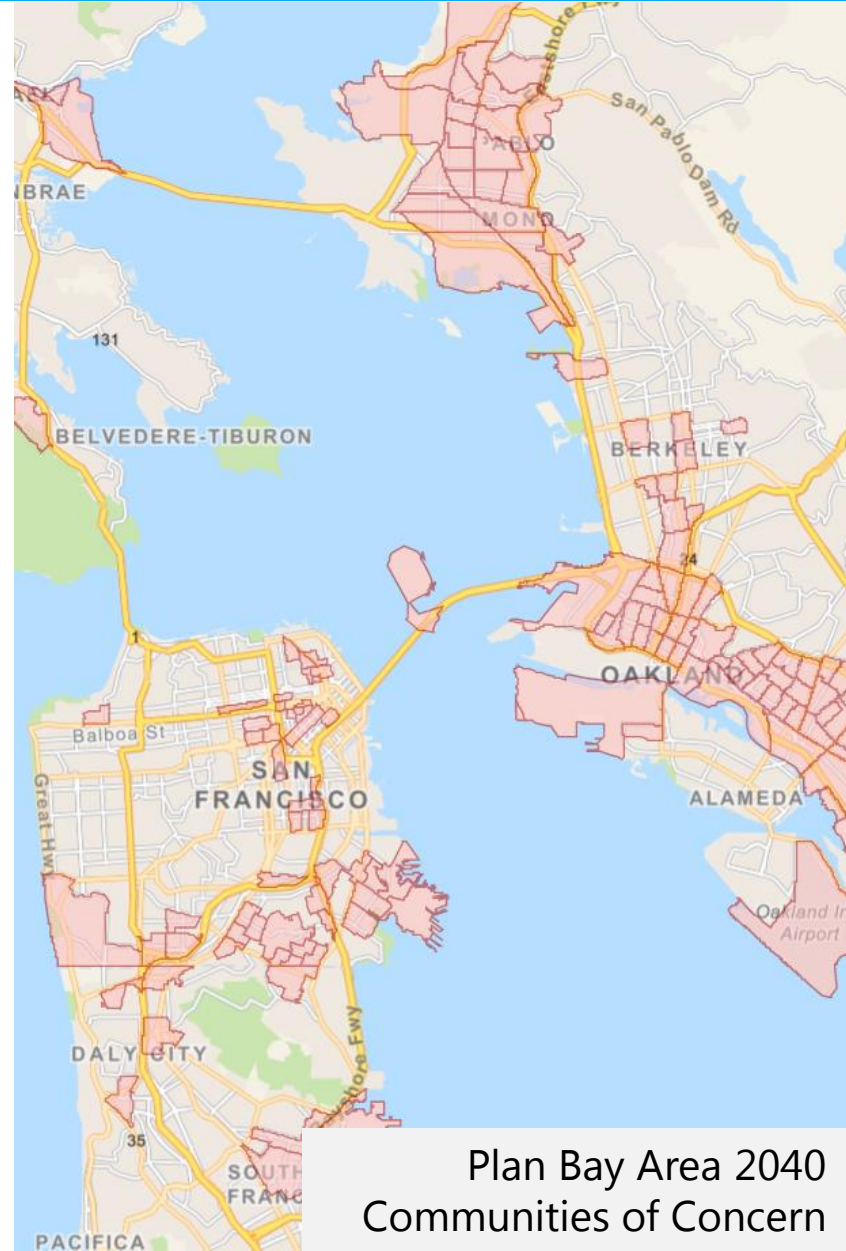


Project-Level Equity Assessment

- Equity Targets Score
- Relationship to Communities of Concern

Benefit-Cost Supplemental Assessments

- Sensitivity Testing
(testing input assumptions)
- Confidence Assessment
(disclosing limitations)



Plan Bay Area 2040
Communities of Concern

Key Findings

1

Maintaining regional transit infrastructure ranks as the **top priority**, given its high level of cost-effectiveness and strong support of adopted targets.



2

Land use matters – projects that support Plan Bay Area growth patterns showed strong performance.



Source: CAHSR

Source: Peter Beeler

Key Findings

3

Highly-used highways and transit systems remain the **backbone of the region** – both efficiency and maintenance investments prove highly cost-effective.



4

Projects in **chronically congested corridors** generally provide the biggest bang per buck.



Source: John Huseby

Source: Noah Berger

Key Findings

5

In general, road efficiency projects **outperform road expansion projects**, reflecting lower costs and fewer environmental impacts.



Source: Flickr/Michael Munaz

6

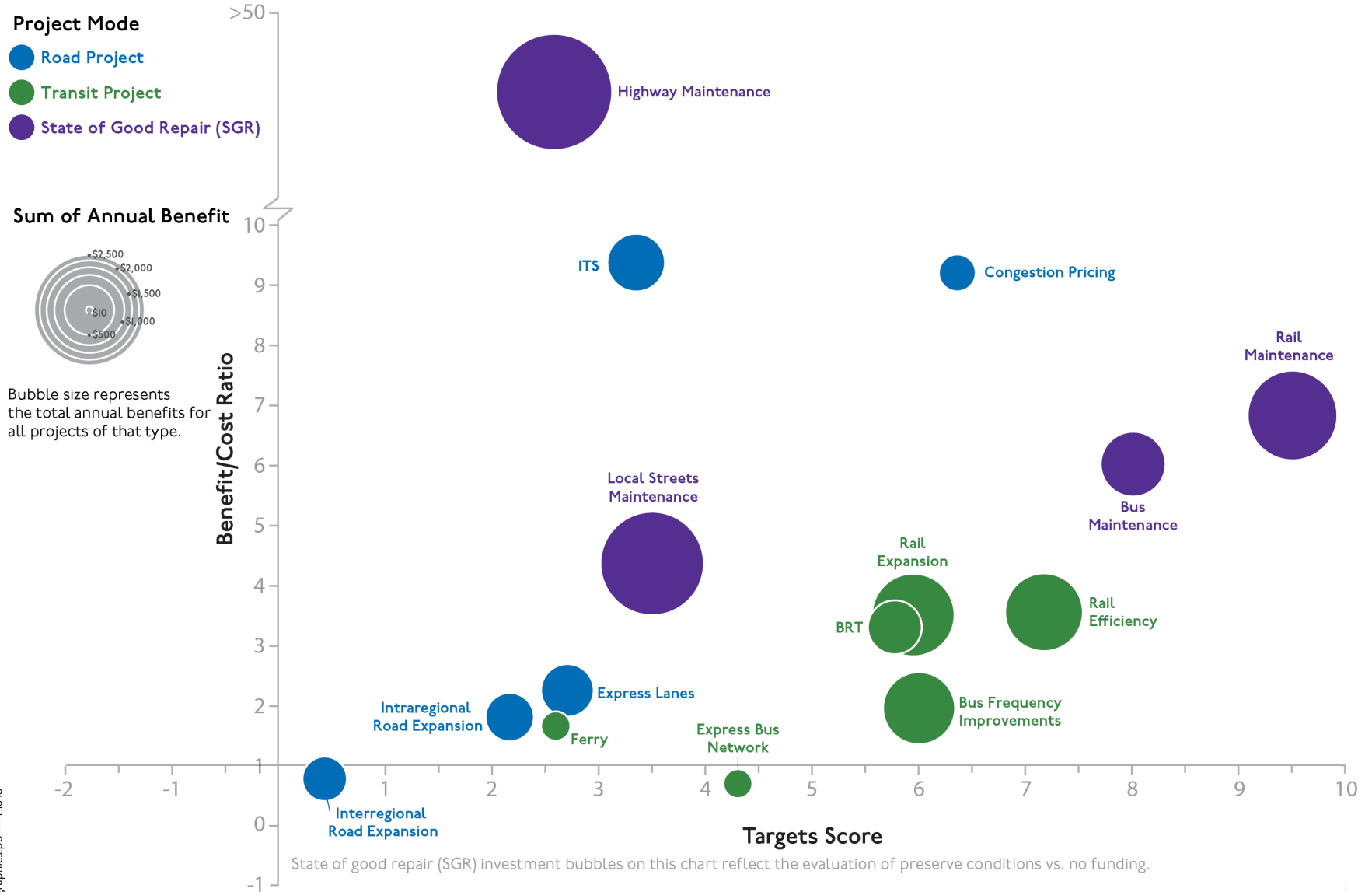
All of the region's highest-performing projects **increase access to Communities of Concern**.



Source: Santa Rosa City Bus

Plan Bay Area 2040

Project Performance Assessment: Overall Draft Results by Project Type



Plan Bay Area 2040

Project Performance Assessment: Draft Results for Road Projects



Project Mode

- Road Project
- Transit Project
- State of Good Repair (SGR)

Sum of Annual Benefit

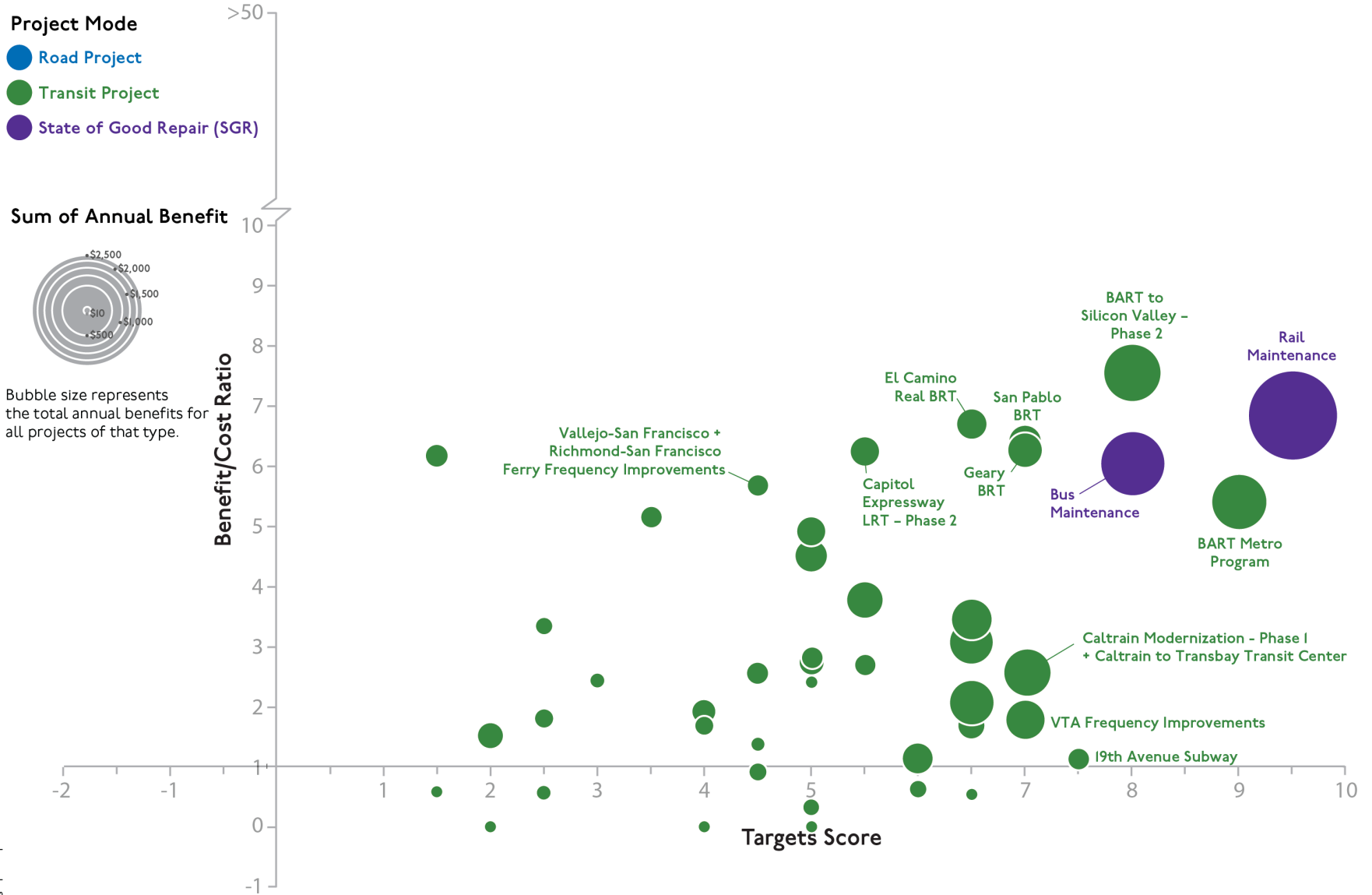


Bubble size represents the total annual benefits for the project.



Plan Bay Area 2040

Project Performance Assessment: Draft Results for Transit Projects



What have we heard from sponsors?

1. Generally, **there is broad support for the six overarching findings** of the assessment.
2. Some stakeholders recommend weighting **benefit-cost ratio** more than **targets score**, while others think that targets score should be the primary definition of performance.
3. The **benefit-cost assessment has limitations**, mostly due to the application of a single tool to assess all investments.
4. Targets score criteria have caught the attention of stakeholders across the region; in particular, scores for **displacement risk** and **middle-wage jobs** have spurred conversation about how to appropriately assess projects.

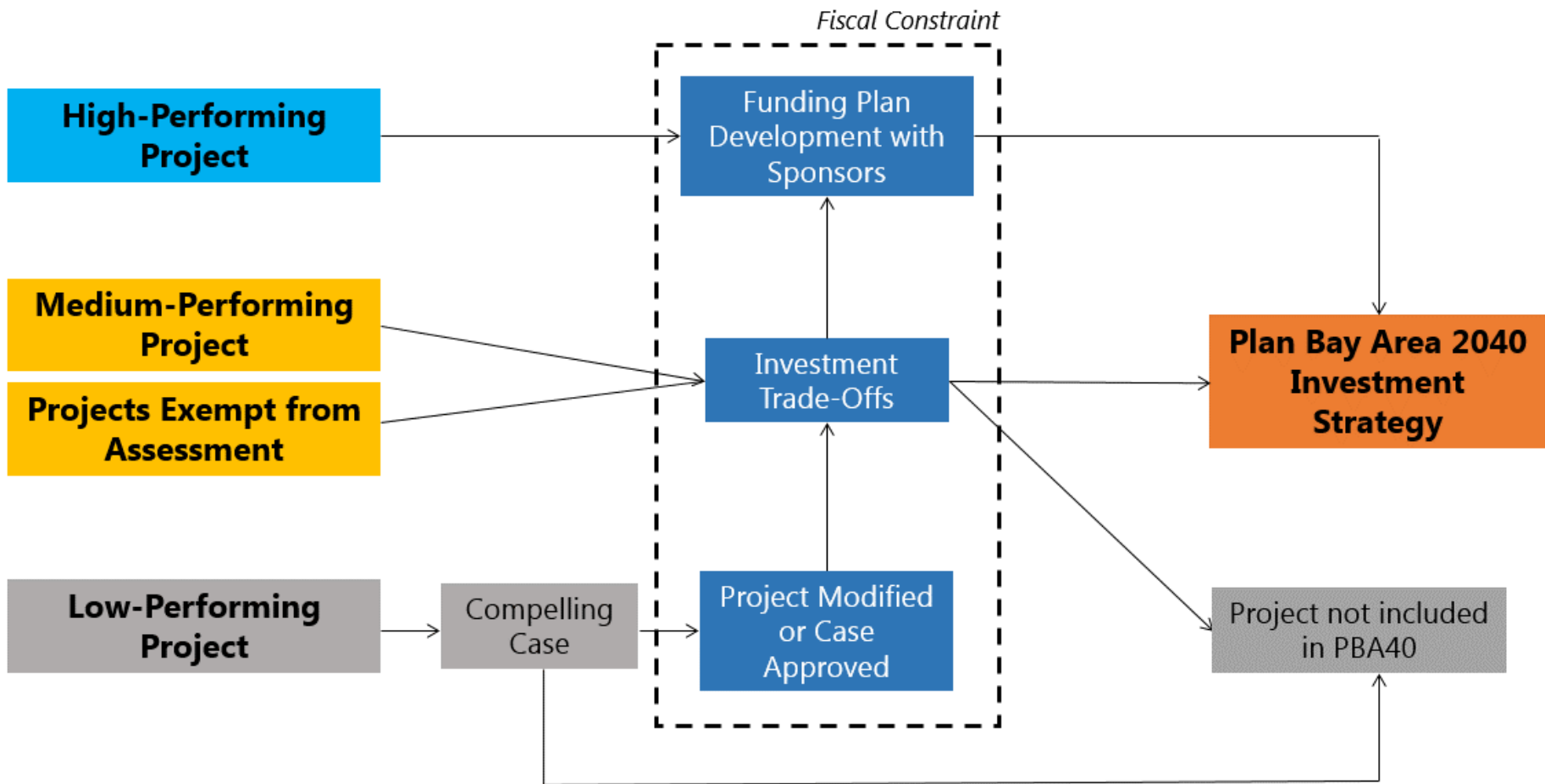


What's Next?

At May
Planning
Committee:

How do we define a **“high-performing”** project?

How do we define a **“low-performing”** project?



What's Next?

MAY

Final performance results and staff recommendation for high- and low-performer thresholds to the MTC Planning Committee

JUNE

Deadline for low-performing project sponsors to submit compelling case to MTC staff

JULY

Staff recommendation for final actions on project performance assessment to the MTC Planning Committee

SEPTEMBER

Preferred scenario for Plan Bay Area 2040 slated for adoption by MTC and ABAG, incorporating outcomes of the performance assessment



**METROPOLITAN
TRANSPORTATION
COMMISSION**

Joseph P. Bort MetroCenter
101 Eighth Street
Oakland, CA 94607-4700
TEL 510.817.5700
TDD/TTY 510.817.5769
FAX 510.817.5848
E-MAIL info@mtc.ca.gov
WEB www.mtc.ca.gov

Memorandum

TO: MTC Commission

DATE: April 22, 2016

FR: Executive Director

RE: Public Opinion Survey – Regional Gas Tax for the Bay Area

As part of the public outreach effort for Plan Bay Area 2040, MTC is currently conducting a public opinion survey of approximately 2,000 voters in the nine-county Bay Area. In addition to questions dealing with transportation, housing and other policy issues of direct relevance to the plan, the poll is sampling voter opinion on the possibility of a regional gas tax for the Bay Area. At the Commission workshop on April 28, we will present the preliminary results of the polling, focusing on the regional gas tax results.

As general background, MTC has the statutory authority to impose a gas tax not to exceed 10 cents per gallon for up to 20 years, subject to voter approval. Each penny would raise about \$30 million per year region-wide. Prior to imposing a tax, MTC must adopt an expenditure plan and submit the proposed regional gas tax measure to voters for approval. Under existing law, a two-thirds overall voter majority in the counties that place the measure on the ballot is needed to pass such a measure and authorize MTC to impose the tax in the region.

In the current poll we are testing voter support for a 5-cent or 10-cent gas tax, with revenues being used to directly fund local road repairs as well as improvements for bicycle and pedestrian routes (as part of a “complete streets” approach). If poll results are favorable, the Commission may want to consider crafting a ballot measure as early as the November 2016 general election. We’ve already come up with a possible campaign slogan: Pennies for Potholes.

As of this writing, the survey is still being administered by our polling firm, Corey, Canapary & Galanis of San Francisco. We expect to have preliminary results in time for the April 28 workshop meeting, and poll consultant Jon Canapary will be in attendance at the workshop to present the poll findings and respond to any questions you may have. I should add that questions for the poll were developed in consultation with MTC Chair Dave Cortese and Legislation Committee Chair Alicia Aguirre. Staff is grateful for their participation.

Steve Heminger