

BAY AREA TOLL AUTHORITY (BATA)

STATEMENT OF REVENUE AND EXPENSE

Fiscal Year 2024

For the Period Ended September 30, 2023

	CURRENT ACTUAL	PRIOR YEAR ACTUAL	\$ VARIANCE	% VARIANCE	APPROVED BUDGET	ANNUAL % OF BUDGET
OPERATING REVENUES						
RM1 revenue and Seismic	125,902,252	124,476,751	1,425,501	1.15%	542,600,000	23.20%
RM2 revenue	26,883,444	26,509,443	374,001	1.41%	117,400,000	22.90%
RM3 revenue	55,368,264	54,245,437	1,122,827	2.07%	233,600,000	23.70%
Toll revenues collected	208,153,960	205,231,631	2,922,329	1.42%	893,600,000	23.29%
Toll violation revenues	4,990,845	4,492,688	498,157	11.09%	26,000,000	19.20%
Other revenues	67,658	367,662	(300,004)	-81.60%	-	-
Other operating revenues	5,058,504	4,860,350	198,153	4.08%	26,000,000	19.46%
TOTAL OPERATING REVENUES	213,212,464	210,091,982	3,120,482	1.49%	919,600,000	23.19%
OPERATING EXPENSES						
Operating expenses incurred by Caltrans	374,011	858,419	(484,408)	-56.43%	2,780,000	13.45%
Operating expenses - Transbay JPA	-	-	-	0.00%	5,969,367	0.00%
Professional fees	6,387,977	5,573,370	814,608	14.62%	90,415,900	7.07%
Allocations to other agencies	2,475,235	127,161	2,348,074	1846.54%	278,130,000	0.89%
Salaries and benefits	4,283,428	4,122,411	161,018	3.91%	19,326,625	22.16%
Other operating expenses	6,912,858	6,128,014	784,844	12.81%	59,679,634	11.58%
TOTAL OPERATING EXPENSES	20,433,510	16,809,374	3,624,136	21.56%	456,301,526	4.48%
OPERATING INCOME (LOSS)	192,778,954	193,282,608	(503,654)	-0.26%	463,298,474	41.61%
NONOPERATING REVENUES (EXPENSES)						
Other Agency Reimbursements	2,990,387	2,600,180	390,207	15.01%	17,920,000	16.69%
Investment income (charge)	21,882,589	9,545,450	12,337,139	129.25%	62,116,998	35.23%
Build America Bonds (BABs) interest subsidy	17,270,081	-	17,270,081	0.00%	70,339,448	24.55%
Interest expense	(102,321,687)	(11,262,396)	(91,059,291)	808.53%	(546,105,299)	18.74%
Financing fees and bond issuance costs	(882,920)	(844,988)	(37,931)	4.49%	(7,500,194)	11.77%
Distributions to other agencies for their capital purposes	-	17,463	(17,463)	-100.00%	-	-
Distributions to Caltrans for their capital purposes	(1,399,831)	(1,614,405)	214,574	-13.29%	(8,910,000)	15.71%
Other nonoperating revenues (expenses)	413,230	-	413,230	0.00%	-	-
TOTAL NONOPERATING REVENUES (EXPENSES)	(62,048,150)	(1,558,696)	(60,489,454)	3880.77%	(412,139,047)	15.06%
INCOME (LOSS) BEFORE TRANSFERS	130,730,804	191,723,912	(60,993,107)	-31.81%	51,159,427	255.54%
CONTRIBUTIONS AND TRANSFERS						
Transfers to Metropolitan Transportation Commission	(4,908,585)	-	(4,908,585)	0.00%	(19,634,340)	25.00%
Transfer between programs	(420,000)	-	(420,000)	0.00%	(2,330,879)	18.02%
TOTAL TRANSFERS	(5,328,585)	-	(5,328,585)	0.00%	(21,965,219)	24.26%
NET SURPLUS / DEFICIT before depreciation and unrealized gain (loss) on investment	125,402,219	191,723,912	(66,321,692)	-34.59%	29,194,208	429.54%

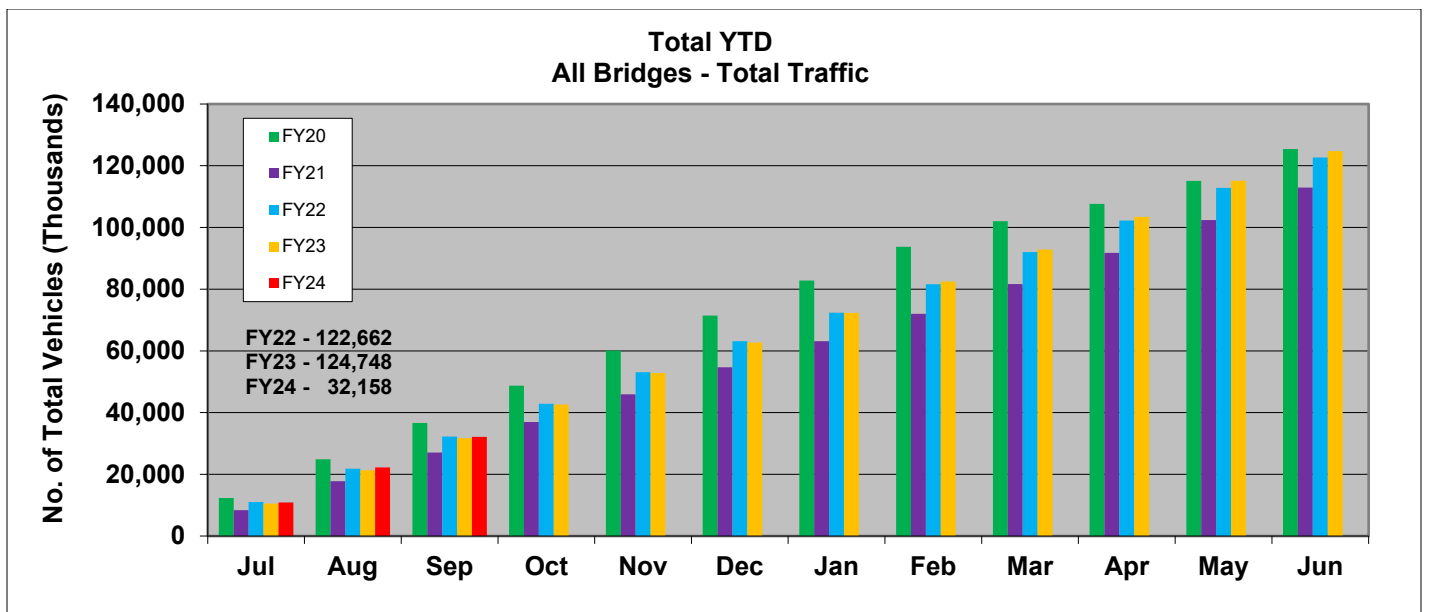
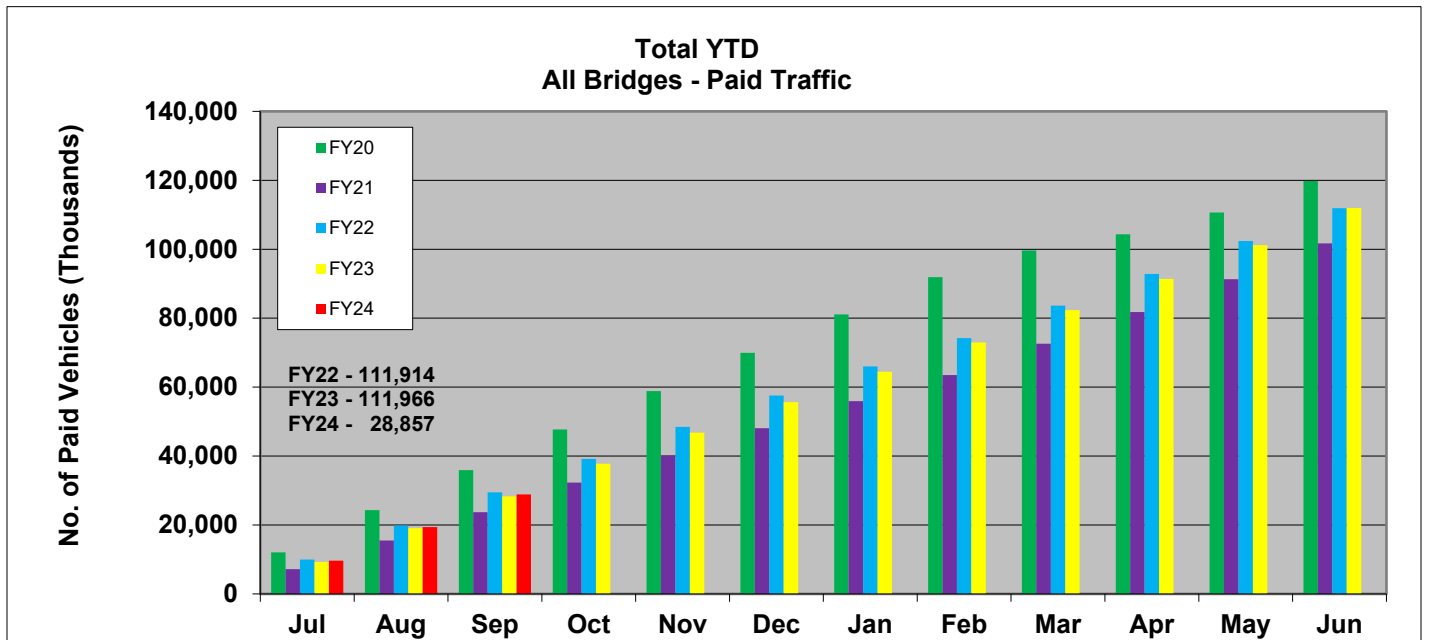
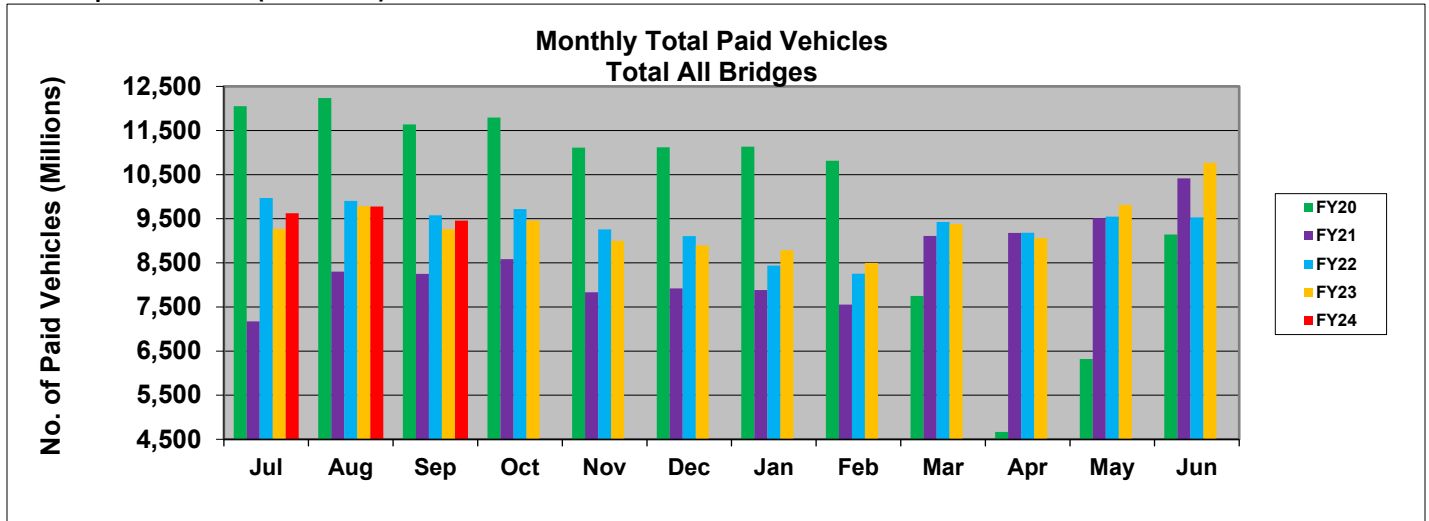
**Bay Area Toll Authority
Cash and Investment
September 30, 2023**

CASH	BALANCE
US Bank Checking - BATA	\$ 71,364,381
Bank of America Checking - FasTrak	\$ 39,015,234
Total	<u>\$ 110,379,615</u>
INVESTMENTS*	
Government-Sponsored Enterprises (GSE)	\$ 1,018,065,656
US Treasury	\$ 975,153,728
Mutual Funds	\$ 454,836,520
Municipal Bonds	\$ 17,200,000
CAMP	\$ 253,462,096
LAIF	\$ 122,686
Total	<u>\$ 2,718,840,686</u>
TOTAL CASH AND INVESTMENTS	<u>\$ 2,829,220,301</u>

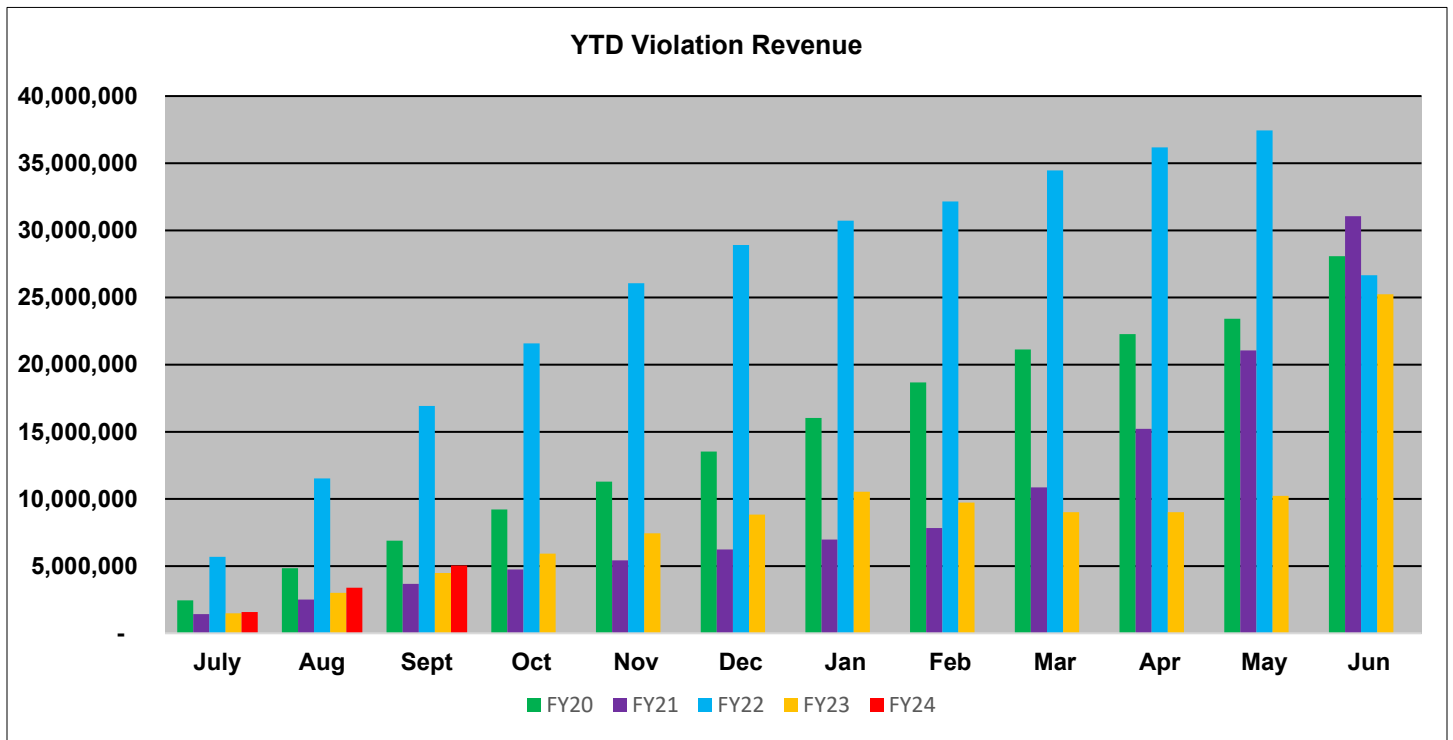
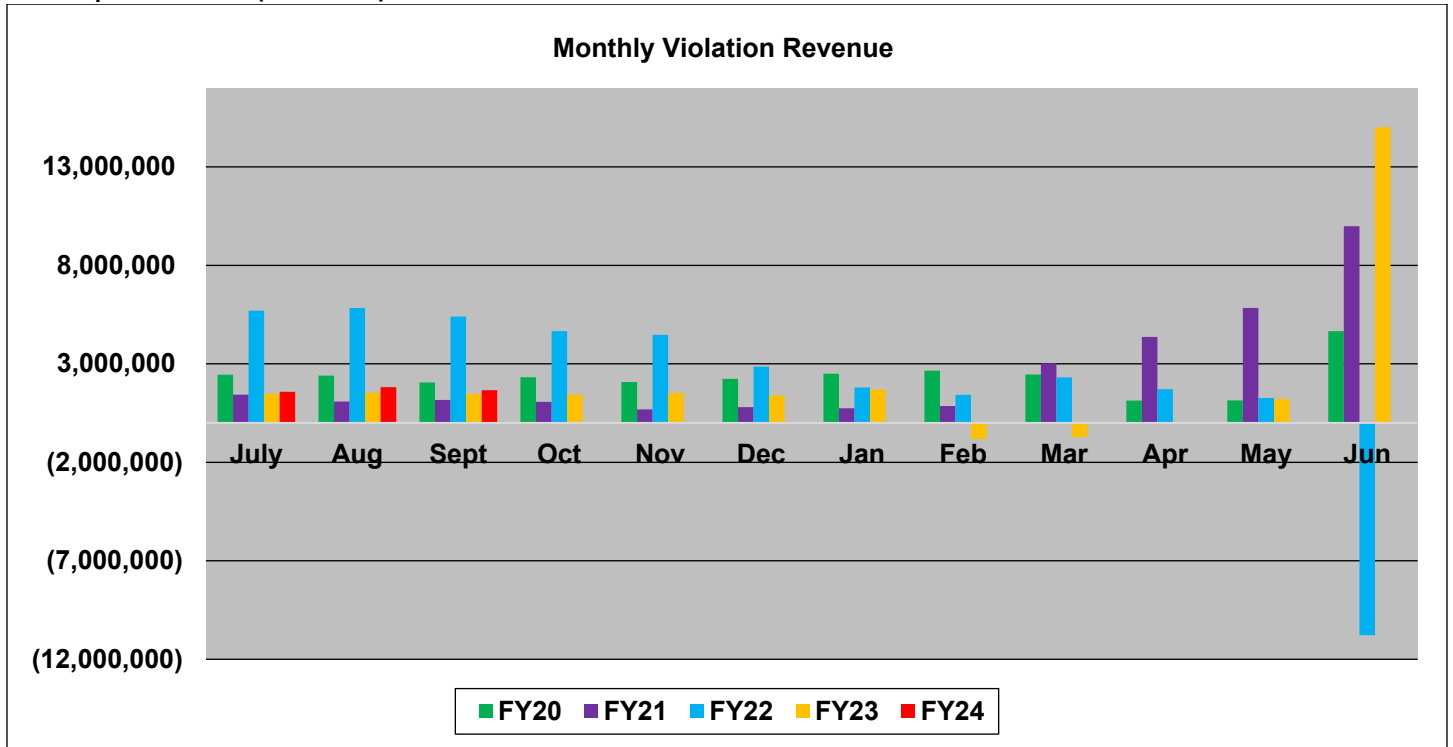
* *Market values*

Interest Earnings for September 2023	8,338,334
Cumulative Earnings FY2023-24	23,401,410

FY 2023-24 BATA TRAFFIC DATA
As of September 2023 (unaudited)



FY 2023-24 BATA VIOLATION REVENUE
As of September 2023 (unaudited)



**PURCHASE ORDERS EXECUTED BY DEPUTY EXECUTIVE DIRECTOR
\$25,000 - \$200,000**

	Sep '23
GOLDEN STAR TECHNOLOGIES	86,147.00
<i>One Year SecureWorks</i>	
ROBERT HALF TECHNOLOGIES	55,000.00
<i>Finance Temporary Staff</i>	
SSP DATA	195,831.00
<i>Premium support and licenses for BATA's firewalls</i>	
SSP DATA	172,571.00
<i>Premium support and licenses for BATA's firewalls</i>	
SSP DATA	26,712.00
<i>Instant replacement and advanced threat protection</i>	
SSP DATA	27,132.00
<i>Technical support for Cisco network</i>	
SHI	134,940.61
<i>Universal directory and adaptive MGA</i>	
STEPHANIE N BEAUCHAI	50,000.00
<i>Investment strategy consulting services</i>	